

A man with a beard, wearing a brown suit jacket over a light blue shirt, stands in a modern kitchen with blue cabinetry. He is smiling and holding a smartphone up to take a selfie. The kitchen features a light-colored countertop, a stainless steel sink with a high-arc faucet, and built-in appliances including ovens and a wine cooler. The upper cabinets have glass doors displaying various dishes and glasses. The floor is a light-colored, textured material.

**TECHNICAL
SPECIFICA
TIONS**
2026·2027























CONTENTS




















- 3 Sinks
- 11 Taps
- 15 Extractor Hobs
- 16 Hoods
- 21 Appliances








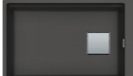

Prices are effective from 1st March 2026 and include VAT at the current rate of 20%.

All prices are inclusive of VAT

| Stainless Steel Undermount Bowls | Family | Cabinet Size | Dimensions (mm) | | | Cut Out Size cr= Corner Radius | Installation | | | Finish & Colour Options | FUN Number | Price | |
|---|--------|--------------|-----------------|------------------------------------|--|-----------------------------------|--------------|------------|---------|-------------------------|--------------|--|--------------|
| | | | Overall Size | Bowl Size(s) | | | Inset | Undermount | Belfast | | | | Plumbing Kit |
| Box BXX 110 16  | Maris | 300 | 200 x 450 | 160 x 410 x 140 | | Refer to manual | ● | ● | | S1 | Matt Brushed | 127.0371.512 | £ 387 |
| Box BXX 110 40  | Maris | 500 | 440 x 450 | 400 x 410 x 200 | | Refer to manual | ● | ● | | S1 | Matt Brushed | 127.0369.215 | £437 |
| Box BXX 110 50  | Maris | 600 | 540 x 450 | 500 x 410 x 200 | | Refer to manual | ● | ● | | S1 | Matt Brushed | 127.0369.282 | £465 |
| Box BXX 110 54  | Maris | 600 | 580 x 450 | 540 x 410 x 200 | | Refer to manual | ● | ● | | S1 | Matt Brushed | 127.0371.513 | £478 |
| Box BXX 110 68  | Maris | 800 | 725 x 450 | 685 x 410 x 200 | | Refer to manual | ● | ● | | S1 | Matt Brushed | 127.0369.284 | £528 |
| Box BXX 160 34-16  | Maris | 600 | 560 x 450 | 340 x 410 x 200 160 x 410 x 140 | | Refer to manual | ● | ● | | S2 | Matt Brushed | LHSB 127.0369.916 | £622 |
| Box Center BWX 120 41-27  | Mythos | 900 | 820 x 520 | 410 x 480 x 200 270 x 480 x 200 | | Refer to manual | | ● | | S2 | Matt Brushed | 122.0611.737 | £1754 |
| Box Pro BXX PRO 210/110-50  | Mythos | 600 | 530 x 440 | 500 x 410 x 200 | | See Instruction label | ● | ● | | S1 | Matt Brushed | 127.0751.393 | £750 |
| Box Pro BXX PRO 210/110-70  | Mythos | 800 | 730 x 440 | 700 x 410 x 200 | | See Instruction label | ● | ● | | S1 | Matt Brushed | 127.0751.394 | £850 |
| Box Drain Max BDX 210/110-50  | Mythos | 600 | 540 x 450 | 500 x 410 x 200 | | Refer to manual | ● | ● | | S1 | Matt Brushed | 127.0754.856 | £575 |
| Box Drain Max BDX 210/110-65  | Mythos | 750 | 690 x 450 | 650 x 410 x 200 | | Refer to manual | ● | ● | | S1 | Matt Brushed | 127.0754.857 | £625 |
| Box Drain Max BDX 210/110-80  | Mythos | 900 | 840 x 450 | 800 x 410 x 200 | | Refer to manual | ● | ● | | S1 | Matt Brushed | 127.0754.858 | £675 |
| Largo LAX 110 45/39  | Smart | 500 | 470 x 415 | 445 x 390 x 175 | | Utilise template | | ● | | S1 | Silk | 122.0066.736 | £334 |
| Largo LAX 110 50/35  | Smart | 550 | 820 x 440 | 500 x 350 x 180 | | Utilise template | | ● | | S1 | Silk | 122.0181.453 | £426 |
| Largo LAX 110 50/41  | Smart | 550 | 530 x 440 | 500 x 410 x 175 | | Utilise template | | ● | | S1 | Silk | 122.0250.208 | £443 |
| Largo LAX 160 36-16  | Smart | 600 | 575 x 420 | 360 x 390 x 175 160 x 390 x 120 | | Utilise template | | ● | | S2 | Silk | LHSB 122.0156.345 RHSB 122.0156.346 | £557 |
| Maris MRX 210-19  | Maris | 300 | 230 x 440 | 190 x 400 x 130 | | 200 x 410 cr=10 | ● | ● | | S1 | Matt Brushed | 127.0553.950 | £277 |
| Maris MRX 210-34  | Maris | 400 | 380 x 440 | 340 x 400 x 180 | | 350 x 410 cr=10 | ● | ● | | S1 | Matt Brushed | 127.0531.915 | £376 |
| Maris MRX 210-45  | Maris | 500 | 490 x 440 | 450 x 400 x 180 | | 460 x 410 cr=10 | ● | ● | | S1 | Matt Brushed | 127.0553.961 | £384 |
| Maris MRX 210-55  | Maris | 600 | 590 x 440 | 550 x 400 x 180 | | 560 x 410 cr=10 | ● | ● | | S1 | Matt Brushed | 127.0637.544 | £491 |

All prices are inclusive of VAT

| Stainless Steel Undermount Bowls | Family | Dimensions (mm) | | | | Installation | | | Finish & Colour Options | FUN Number | Price | |
|--|--------|-----------------|--------------|------------------------------------|-----------------------------------|--------------|------------|---------|-------------------------|--------------|--|--------------|
| | | Cabinet Size | Overall Size | Bowl Size(s) | Cut Out Size cr= Corner Radius | Inset | Undermount | Belfast | | | | Plumbing Kit |
| Maris MRX 260 34-19  | Maris | 600 | 591 x 436 | 340 x 400 x 180 190 x 400 x 130 | 565 x 410 cr=10 | ● | ● | | S2 | Matt Brushed | LHSB 127.0637.546 RHSB 127.0637.547 | £688 |
| Maris MRX 210-70  | Maris | 800 | 740 x 440 | 700 x 400 x 180 cr=10 | 710 x 410 cr=10 | ● | ● | | S1 | Matt Brushed | 127.0531.916 | £630 |
| Maris MRX 220-34-34  | Maris | 800 | 745 x 440 | 340 x 400 x 180 cr=10 | 715 x 410 cr=10 | ● | ● | | S2 | Matt Brushed | 127.0637.541 | £688 |
| Mythos MYX 110-16  | Mythos | 300 | 200 x 440 | 160 x 400 x 150 | See Instruction label | | ● | | S1 | Matt Brushed | 122.0606.889 | £417 |
| Mythos MYX 110-34  | Mythos | 400 | 380 x 440 | 340 x 400 x 200 | See Instruction label | | ● | | S1 | Matt Brushed | 122.0606.948 | £444 |
| Mythos MYX 110-45  | Mythos | 500 | 490 x 440 | 450 x 400 x 200 | See Instruction label | | ● | | S1 | Matt Brushed | 122.0606.949 | £521 |
| Mythos MYX 110-55  | Mythos | 600 | 590 x 440 | 550 x 400 x 200 | See Instruction label | | ● | | S1 | Matt Brushed | 122.0606.969 | £624 |
| Mythos MYX 110-70  | Mythos | 800 | 740 x 440 | 700 x 400 x 200 | See Instruction label | | ● | | S1 | Matt Brushed | 122.0607.061 | £702 |
| Mythos MYX 160 34-16  | Mythos | 600 | 555 x 430 | 340 x 400 x 200 160 x 400 x 150 | See Instruction label | | ● | | S2 | Matt Brushed | LHSB 122.0607.062 RHSB 122.0607.063 | £729 |
| Mythos MYX 160 50-16  | Mythos | 800 | 725 x 440 | 500 x 400 x 200 160 x 400 x 150 | See Instruction label | | ● | | S2 | Matt Brushed | LHSB 122.0606.920 RHSB 122.0607.083 | £729 |
| Mythos MYX 120 34-34  | Mythos | 800 | 745 x 440 | 340 x 400 x 200 340 x 400 x 200 | See Instruction label | | ● | | S2 | Matt Brushed | 122.0607.085 | £848 |
| Mythos Masterpiece BXM 210/110-40  | Mythos | 500 | 440 x 450 | 400 x 410 x 200 | Refer to manual | ● | ● | | S1 | Anthracite | 127.0674.537 | £1235 |
| | | | | | | | | | | Copper | 127.0674.583 | £1235 |
| | | | | | | | | | | Gold | 127.0674.582 | £1235 |
| Mythos Masterpiece BXM 210/110-50  | Mythos | 600 | 500 x 410 | 540 x 410 x 200 | Refer to manual | ● | ● | | S1 | Anthracite | 127.0672.129 | £1344 |
| | | | | | | | | | | Copper | 127.0674.363 | £1344 |
| | | | | | | | | | | Gold | 127.0674.362 | £1344 |
| Mythos Masterpiece BXM 210/110-68  | Mythos | 700 | 725 x 450 | 685 x 410 x 200 | Refer to manual | ● | ● | | S1 | Anthracite | 127.0672.129 | £1574 |
| | | | | | | | | | | Copper | 127.0674.363 | £1574 |
| | | | | | | | | | | Gold | 127.0674.362 | £1574 |
| | | | | | | | | | | Anthracite | 127.0676.885 | £2111 |
| Smart SRX 110-45  | Smart | 450 | 368 x 428 | 340 x 400 x 180 | See Instruction label | | ● | | S1 | Silk | 122.0736.152 | £257 |
| Smart SRX 110-40  | Smart | 500 | 428 x 428 | 400 x 400 x 190 | See Instruction label | | ● | | S1 | Silk | 122.0736.140 | £283 |
| Smart SRX 110-50  | Smart | 600 | 541 x 441 | 500 x 400 x 180 | See Instruction label | | ● | | S1 | Silk | 122.0706.563 | £308 |
| Smart SRX 160  | Smart | 600 | 580 x 450 | 340 x 400 x 180 300 x 160 x 120 | See Instruction label | | ● | | S2 | Silk | LHSB 122.0736.138 RHSB 122.0736.139 | £432 |
| Smart SRX 120 34-34  | Smart | 800 | 762 x 446 | 340 x 400 x 180 340 x 400 x 180 | See Instruction label | | ● | | S2 | Silk | 122.0736.137 | £463 |

| Fragranite Undermount Bowls | Family | Dimensions (mm) | | | | Installation | | | Finish & Colour Options | FUN Number | Price | |
|---|--------|-----------------|--------------|------------------------------------|-----------------------------------|--------------|------------|---------|-------------------------|-------------|-------------------|--------------|
| | | Cabinet Size | Overall Size | Bowl Size(s) | Cut Out Size cr= Corner Radius | Inset | Undermount | Belfast | | | | Plumbing Kit |
| Fresno FSG 111  | Mythos | 900 | 860 x 458 | 496 x 425 x 195 | 832 x 430 cr=7.5 | | ● | | S1 | Polar White | REV 135.0633.439 | £658 |
| | | | | | | | | | | Matt Black | REV 135.0633.440 | £658 |
| Kubus KNG 110-37  | Mythos | 450 | 410 x 460 | 370 x 420 x 200 | Refer to manual | | ● | | S1 | Polar White | 125.0633.731 | £564 |
| | | | | | | | | | | Stone Grey | 125.0633.733 | £564 |
| | | | | | | | | | | Slate Grey | 125.0714.463 | £564 |
| | | | | | | | | | | Matt Black | 125.0630.441 | £564 |
| Kubus KNG 110-52  | Mythos | 600 | 560 x 460 | 520 x 420 x 200 | Refer to manual | | ● | | S1 | Polar White | 125.0633.725 | £641 |
| | | | | | | | | | | Stone Grey | 125.0633.728 | £641 |
| | | | | | | | | | | Slate Grey | 125.0714.464 | £641 |
| | | | | | | | | | | Matt Black | 125.0630.442 | £641 |
| Kubus KNG 110-62  | Mythos | 800 | 760 x 460 | 620 x 420 x 200 | Refer to manual | | ● | | S1 | Polar White | 125.0633.721 | £698 |
| | | | | | | | | | | Stone Grey | 125.0633.723 | £698 |
| | | | | | | | | | | Slate Grey | 125.0714.465 | £698 |
| | | | | | | | | | | Matt Black | 125.0630.443 | £698 |
| Kubus KNG 120  | Mythos | 800 | 760 x 460 | 465 x 420 x 200 215 x 420 x 200 | Refer to manual | | ● | | S2 | Polar White | RHSB 125.0633.285 | £742 |
| | | | | | | | | | | Stone Grey | RHSB 125.0633.287 | £742 |
| | | | | | | | | | | Slate Grey | RHSB 125.0714.466 | £742 |
| | | | | | | | | | | Matt Black | RHSB 125.0630.444 | £742 |
| Kubus KNG PRO 110-37  | Mythos | 450 | 410 x 460 | 370 x 420 x 200 | Refer to manual | | ● | | S1 | Polar White | 125.0756.679 | £720 |
| | | | | | | | | | | Stone Grey | 125.0756.680 | £720 |
| | | | | | | | | | | Slate Grey | 125.0756.691 | £720 |
| | | | | | | | | | | Matt Black | 125.0756.678 | £720 |
| Kubus KNG PRO 110-52  | Mythos | 600 | 560 x 460 | 520 x 420 x 200 | Refer to manual | | ● | | S1 | Polar White | 125.0756.692 | £800 |
| | | | | | | | | | | Stone Grey | 125.0756.693 | £800 |
| | | | | | | | | | | Slate Grey | 125.0756.695 | £800 |
| | | | | | | | | | | Matt Black | 125.0756.694 | £800 |
| Kubus KNG PRO 110-62  | Mythos | 800 | 760 x 460 | 620 x 420 x 200 | Refer to manual | | ● | | S1 | Polar White | 125.0756.705 | £850 |
| | | | | | | | | | | Stone Grey | 125.0756.706 | £850 |
| | | | | | | | | | | Slate Grey | 125.0756.704 | £850 |
| | | | | | | | | | | Matt Black | 125.0756.707 | £850 |
| Kubus KNG PRO 120  | Mythos | 800 | 760 x 460 | 465 x 420 x 200 215 x 420 x 200 | Refer to manual | | ● | | S2 | Polar White | RHSB 125.0756.701 | £900 |
| | | | | | | | | | | Stone Grey | RHSB 125.0756.702 | £900 |
| | | | | | | | | | | Slate Grey | RHSB 125.0756.703 | £900 |
| | | | | | | | | | | Matt Black | RHSB 125.0756.700 | £900 |














| Fragranite Undermount Bowls | Family | Dimensions (mm) | | | | Installation | | | Finish & Colour Options | FUN Number | Price |
|-----------------------------|--------|-----------------|--------------|------------------------------------|-----------------------------------|--------------|------------|-------------|--|------------|-------|
| | | Cabinet Size | Overall Size | Bowl Size(s) | Cut Out Size cr= Corner Radius | Inset | Undermount | Belfast | | | |
| Maris MRG 110-37 | Maris | 450 | 433 x 403 | 370 x 400 x 200 | Refer to manual | ● | S1 | Polar White | 125.0688.500 | £509 | |
| | | | | | | | | Coffee | 125.0688.501 | £509 | |
| | | | | | | | | Oyster | 125.0688.502 | £509 | |
| | | | | | | | | Stone Grey | 125.0688.499 | £509 | |
| | | | | | | | | Slate Grey | 125.0714.458 | £509 | |
| Maris MRG 110-52 | Maris | 600 | 553 x 433 | 520 x 400 x 200 | Refer to manual | ● | S1 | Matt Black | 125.0688.503 | £509 | |
| | | | | | | | | Polar White | 125.0688.505 | £576 | |
| | | | | | | | | Coffee | 125.0688.506 | £576 | |
| | | | | | | | | Oyster | 125.0688.507 | £576 | |
| | | | | | | | | Stone Grey | 125.0688.504 | £576 | |
| Maris MRG 110-72 | Maris | 800 | 753 x 433 | 720 x 400 x 200 | Refer to manual | ● | S1 | Slate Grey | 125.0714.459 | £576 | |
| | | | | | | | | Matt Black | 125.0688.508 | £576 | |
| | | | | | | | | Polar White | 125.0688.510 | £681 | |
| | | | | | | | | Coffee | 125.0688.511 | £681 | |
| | | | | | | | | Oyster | 125.0688.512 | £681 | |
| Maris MRG 160-34-15 | Maris | 600 | 553 x 433 | 340 x 400 x 200 150 x 400 x 150 | Refer to manual | ● | S2 | Stone Grey | 125.0688.509 | £681 | |
| | | | | | | | | Slate Grey | 125.0714.460 | £681 | |
| | | | | | | | | Matt Black | 125.0688.513 | £681 | |
| | | | | | | | | Polar White | LHSB 125.0688.515 RHSB 125.0688.520 | £671 | |
| | | | | | | | | Coffee | LHSB 125.0688.516 RHSB 125.0688.521 | £671 | |
| Maris MRG 120-35-35 | Maris | 800 | 753 x 433 | 346 x 400 x 200 346 x 400 x 200 | Refer to manual | ● | S2 | Oyster | LHSB 125.0688.517 RHSB 125.0688.522 | £671 | |
| | | | | | | | | Stone Grey | LHSB 125.0688.514 RHSB 125.0688.519 | £671 | |
| | | | | | | | | Slate Grey | LHSB 125.0714.461 RHSB 125.0714.462 | £671 | |
| | | | | | | | | Matt Black | LHSB 125.0688.518 RHSB 125.0688.523 | £671 | |
| | | | | | | | | Polar White | 125.0756.147 | £675 | |







Ceramic Undermount Bowls







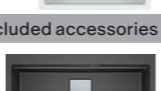
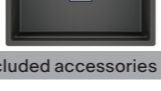



| | | | | | | | | | | |
|----------------------|-------|-----|-----------|------------------------------------|------------------|---|----|--------------|-------------------|------|
| KubusX KXX 110 41 | Maris | 500 | 445 x 454 | 405 x 400 x 190 | Refer to manual | ● | S1 | Glossy White | 126.0735.128 | £614 |
| KubusX KXX 110 51 | Maris | 600 | 545 x 454 | 505 x 400 x 190 | Refer to manual | ● | S1 | Glossy White | 126.0735.183 | £731 |
| KubusX KXX 110 71 | Maris | 800 | 745 x 454 | 705 x 400 x 190 | Refer to manual | ● | S1 | Glossy White | 126.0735.192 | £835 |
| KubusX KXX 160-37-12 | Maris | 600 | 545 x 454 | 370 x 400 x 190 120 x 400 x 120 | Refer to manual | ● | S2 | Glossy White | 126.0735.188 | £822 |
| V&B VBK 160 | Maris | 600 | 545 x 440 | 343 x 390 x 173 136 x 272 x 103 | Utilise template | ● | S2 | Gloss White | LHSB 126.0381.814 | £773 |
| V&B VBK 110 21 | Maris | 300 | 260 x 440 | 210 x 390 x 180 | Utilise template | ● | S1 | Gloss White | 126.0381.816 | £447 |
| V&B VBK 110 33 | Maris | 450 | 370 x 435 | 325 x 390 x 175 | Utilise template | ● | S1 | Gloss White | 126.0381.820 | £578 |
| V&B VBK 110 50 | Maris | 600 | 550 x 440 | 500 x 390 x 200 | Utilise template | ● | S1 | Gloss White | 126.0381.823 | £652 |


| Stainless Steel Inset Sinks | Family | Dimensions (mm) | | | | Installation | | | Finish & Colour Options | FUN Number | Price | |
|-----------------------------|--------|-----------------|--------------|------------------------------------|---|--------------|------------|---------|-------------------------|--------------|--|--------------|
| | | Cabinet Size | Overall Size | Bowl Size(s) | Cut Out Size cr= Corner Radius | Inset | Undermount | Belfast | | | | Plumbing Kit |
| Antea AZN 611-86 | Smart | 450 | 860 x 500 | 340 x 420 x 160 | 840 x 480 cr=10 | ● | | | S1 | Unbrushed | REV 101.0489.523 | £151 |
| Antea AZN 611-100 | Smart | 600 | 1000 x 500 | 480 x 420 x 160 | 980 x 480 cr=10 | ● | | | S1 | Unbrushed | REV 101.0713.537 | £188 |
| Antea AZN 651 | Smart | 600 | 1000 x 500 | 340 x 420 x 155 170 x 280 x 80 | 980 x 480 cr=10 | ● | | | S2 | Unbrushed | REV 101.0489.526 | £198 |
| Argos AGX 611-78 | Smart | 400 | 764 x 494 | 350 x 435 x 175 | 766 x 496 cr=10 | ● | | | S1 | Matt Brushed | REV 101.0607.697 | £233 |
| Argos AGX 611-86 | Smart | 400 | 860 x 510 | 350 x 435 x 175 | 844 x 494 cr=10 | ● | | | S1 | Matt Brushed | REV 101.0531.599 | £252 |
| Argos AGX 611-100 | Smart | 500 | 1000 x 510 | 435 x 435 x 180 | 984 x 494 cr=10 | ● | | | S1 | Matt Brushed | REV 101.0531.600 | £345 |
| Argos AGX 651 | Smart | 600 | 1000 x 510 | 350 x 435 x 175 160 x 300 x 120 | 984 x 494 cr=10 | ● | | | S2 | Matt Brushed | REV 101.0531.651 | £377 |
| Box Center BWX 220 54-27 | Mythos | 900 | 860 x 510 | 540 x 410 x 200 270 x 480 x 200 | 840 x 490 cr=12 | ● | ● | | S2 | Matt Brushed | LHSB 127.0570.616 RHSB 127.0570.617 | £1914 |
| Box Center BWX 220 41-27 | Mythos | 900 | 790 x 510 | 410 x 480 x 204 270 x 480 x 204 | 770 x 490 cr=10 (inset) 792 x 512 cr=11 (flushmount) | ● | ● | | S2 | Matt Brushed | REV 127.0611.736 | £2019 |
| Box Pro BXX PRO 210-50 TL | Mythos | 600 | 500 x 410 | 520 x 510 x 200 | Download cut out file | ● | | | S2 | Matt Brushed | 127.0751.935 | £850 |
| Box Pro BXX PRO 210-70 TL | Mythos | 800 | 700 x 410 | 730 x 510 x 200 | Download cut out file | ● | | | S2 | Matt Brushed | 127.0751.936 | £940 |
| Maris MRX 211 | Maris | 600 | 1000 x 510 | 435 x 435 x 180 | 987 x 497 cr=10 | ● | | | S1 | Silk | LHD 127.0305.144 RHD 127.0305.145 | £437 |
| Maris MRX 251 | Maris | 600 | 1000 x 510 | 350 x 435 x 175 160 x 300 x 120 | 987 x 497 cr=10 | ● | | | S2 | Silk | LHD 127.0305.146 RHD 127.0305.147 | £503 |
| Maris MRX 210-19 | Maris | 300 | 230 x 440 | 190 x 400 x 130 | 190 x 400 cr=10 | ● | ● | | S1 | Matt Brushed | 127.0553.950 | £270 |
| Maris MRX 210-34 | Maris | 400 | 380 x 440 | 340 x 400 x 180 | 350 x 410 cr=10 | ● | ● | | S1 | Matt Brushed | 127.0531.915 | £365 |
| Maris MRX 210-45 | Maris | 500 | 490 x 440 | 450 x 400 x 180 | 460 x 410 cr=10 | ● | ● | | S1 | Matt Brushed | 127.0553.961 | £373 |
| Maris MRX 210-55 | Maris | 600 | 590 x 440 | 550 x 400 x 180 | 560 x 410 cr=10 | ● | ● | | S1 | Matt Brushed | 127.0553.961 | £477 |
| Maris MRX 260 34-19 | Maris | 600 | 591 x 436 | 340 x 400 x 180 190 x 400 x 130 | 565 x 410 cr=10 | ● | ● | | S2 | Matt Brushed | LHSB 127.0637.546 RHSB 127.0637.547 | £668 |
| Maris MRX 210-70 | Maris | 800 | 590 x 440 | 700 x 400 x 180 cr=10 | 710 x 410 cr=10 | ● | ● | | S1 | Matt Brushed | 127.0531.916 | £613 |

| Stainless Steel Inset Sinks | Family | Dimensions (mm) | | | | Installation | | | Plumbing Kit | Finish & Colour Options | FUN Number | Price |
|--|--------|-----------------|--------------|------------------------------------|--|--------------|------------|---------|--------------|-------------------------|--------------------------------------|-------|
| | | Cabinet Size | Overall Size | Bowl Size(s) | Cut Out Size cr= Corner Radius | Inset | Undermount | Belfast | | | | |
| Maris MRX 220 34-34  | Maris | 800 | 745 x 440 | 340 x 400 x 180 cr=10 | 715 x 410 cr=10 | ● | ● | | S2 | Matt Brushed | 127.0637.541 | £668 |
| Mythos MYX 210-34  | Mythos | 400 | 352 x 412 | 340 x 400 x 200 | 346 x 406 cr=28 (inset) 352.4 x 412.4 cr=31.2 (flushmount) | ● | | | S1 | Matt Brushed | 127.0607.087 | £496 |
| Mythos MYX 210-45  | Mythos | 500 | 462 x 412 | 450 x 400 x 200 | 456 x 406 cr=28 (inset) 462.4 x 412.4 cr=31.2 (flushmount) | ● | | | S1 | Matt Brushed | 127.0607.088 | £580 |
| Mythos MYX 210-55  | Mythos | 600 | 562 x 412 | 550 x 400 x 200 | 556 x 406 cr=28 (inset) 562.4 x 412.4 cr=31.2 (flushmount) | ● | | | S1 | Matt Brushed | 127.0607.101 | £697 |
| Mythos MYX 210-70  | Mythos | 800 | 712 x 412 | 700 x 400 x 200 | 706 x 406 cr=28 (inset) 712.4 x 412.4 cr=31.2 (flushmount) | ● | | | S1 | Matt Brushed | 127.0607.102 | £785 |
| Neptune NEX 211  | Maris | 600 | 864 x 514 | 360 x 420 x 200 | 855 x 506 cr=20 | ● | | | S1 | Silk | LHD 127.0059.655 RHD 127.0059.654 | £467 |
| Neptune NEX 251  | Maris | 600 | 1004 x 514 | 360 x 420 x 200 167 x 306 x 152 | 995 x 506 cr=20 | ● | | | S2 | Silk | LHD 127.0059.717 RHD 127.0059.658 | £552 |
| Rotondo RBX 610  | Smart | 500 | Ø435 | Ø378.8 x 170 depth | Ø425 | ● | | | S1 | Brushed | 101.0693.443 | £375 |
| Spark SKN 611 86  | Smart | 450 | 860 x 500 | 340 x 420 x 160 | 840 x 480 cr=10 | ● | | | S1 | Unbrushed | REV 101.0713.206 | £190 |
| Spark SKN 611 100  | Smart | 600 | 1000 x 500 | 480 x 420 x 160 | 980 x 480 cr=10 | ● | | | S1 | Unbrushed | REV 101.0713.207 | £225 |
| Spark SKN 651  | Smart | 600 | 1000 x 500 | 340 x 420 x 155 170 x 280 x 80 | 980 x 480 cr=10 | ● | | | S2 | Unbrushed | REV 101.0713.208 | £254 |






Fragranite Inset Sinks

| | | | | | | | | | | | | |
|--|-------|-----|------------|------------------------------------|------------------|---|--|--|----|---|--|--|
| Antea AZG 611-78  | Smart | 450 | 780 x 500 | 360 x 460 x 210 | 760 x 480 cr=20 | ● | | | S1 | Polar White Stone Grey Onyx | REV 114.0532.312 REV 114.0633.738 REV 114.0532.311 | £418 £418 £418 |
| Antea AZG 651  | Smart | 600 | 970 x 500 | 360 x 460 x 210 167 x 322 x 115 | 950 x 480 cr=20 | ● | | | S2 | Polar White Coffee Stone Grey | REV 114.0532.315 REV 114.0633.740 REV 114.0532.314 | £487 £487 £487 |
| Antea AZG 621  | Smart | 800 | 1160 x 500 | 360 x 460 x 210 353 x 460 x 210 | 1140 x 480 cr=20 | ● | | | S2 | Polar White Coffee Stone Grey | REV 114.0532.317 REV 114.0633.742 REV 114.0532.318 | £556 £556 £556 |
| Basis BFG 611-780  | Maris | 450 | 780 x 500 | 340 x 420 x 200 | 760 x 480 cr=10 | ● | | | S1 | Polar White Coffee Oyster Stone Grey Slate Grey Matt Black | REV 114.0253.155 REV 114.0253.150 REV 114.0633.735 REV 114.0501.283 REV 114.0714.467 REV 114.0714.470 | £482 £482 £482 £482 £482 £482 |
| Basis BFG 611-970  | Maris | 600 | 970 x 500 | 450 x 420 x 200 | 950 x 480 cr=10 | ● | | | S1 | Polar White Coffee Oyster Stone Grey Slate Grey Matt Black | REV 114.0284.677 REV 114.0284.678 REV 114.0633.736 REV 114.0484.967 REV 114.0714.468 REV 114.0714.471 | £493 £493 £493 £493 £493 £493 |
| Basis BFG 651  | Maris | 600 | 970 x 500 | 340 x 420 x 200 150 x 290 x 100 | 950 x 480 cr=10 | ● | | | S2 | Polar White Coffee Oyster Stone Grey Slate Grey Matt Black | REV 114.0253.259 REV 114.0253.257 REV 114.0633.737 REV 114.0484.968 REV 114.0714.469 REV 114.0714.472 | £525 £525 £525 £525 £525 £525 |




| Fragranite Inset Sinks | Family | Dimensions (mm) | | | | Installation | | | Plumbing Kit | Finish & Colour Options | FUN Number | Price |
|---|--------|-----------------|--------------|------------------------------------|--|--------------|------------|---------|--------------|---|--|--|
| | | Cabinet Size | Overall Size | Bowl Size(s) | Cut Out Size cr= Corner Radius | Inset | Undermount | Belfast | | | | |
| Centro CNG 611-86  | Maris | 500 | 860x 500 | 392 x 435 x 200 | 840 x 480 cr=15 (inset) 864 x 504 cr=17 (flushmount) | ● | | | S1 | Polar White Coffee Oyster Stone Grey Slate Grey Matt Black | REV 114.0724.107 REV 114.0724.105 REV 114.0738.491 REV 114.0724.108 REV 114.0736.282 REV 114.0724.106 | £493 £493 £493 £493 £493 £493 |
| Centro CNG 611-100  | Maris | 600 | 1000 x 500 | 494 x 435 x 200 | 980 x 480 cr=15 (inset) 1004 x 504 cr=17 (flushmount) | ● | | | S1 | Polar White Coffee Oyster Stone Grey Slate Grey Matt Black | REV 114.0706.623 REV 114.0706.625 REV 114.0717.117 REV 114.0706.624 REV 114.0717.116 REV 114.0706.622 | £542 £542 £542 £542 £542 £542 |
| Centro CNG 651-100  | Maris | 600 | 1000 x 500 | 359 x 435 x 200 148 x 288 x 120 | 980 x 480 cr=15 (inset) 1004 x 504 cr=17 (flushmount) | ● | | | S2 | Polar White Coffee Oyster Stone Grey Slate Grey Matt Black | REV 114.0706.627 REV 114.0706.629 REV 114.0717.119 REV 114.0706.628 REV 114.0717.118 REV 114.0706.626 | £584 £584 £584 £584 £584 £584 |
| Kubus 2 Pro KNG PRO 610-53 FTL  | Mythos | 600 | 590 x 510 | 534 x 400 x 220 | 572 x 492 cr= 20 | ● | | | S1 | Polar White Stone Grey Slate Grey Matt Black | 114.0751.332 114.0751.331 114.0751.170 114.0751.169 | £742 £742 £742 £742 |
| Kubus 2 Pro KNG PRO 610-73 FTL  | Mythos | 800 | 790 x 510 | 734 x 400 x 220 | 772 x 492 cr=20 | ● | | | S1 | Polar White Stone Grey Slate Grey Matt Black | 114.0751.336 114.0751.335 114.0751.334 114.0751.333 | £792 £792 £792 £792 |
| Maris MRG 610-37  | Maris | 450 | 410 x 440 | 371 x 401 x 200 | 390 x 428 cr=15 | ● | | | S1 | Polar White Coffee Oyster Stone Grey Slate Grey Matt Black | 114.0751.681 114.0751.678 114.0751.680 114.0751.683 114.0751.682 114.0751.679 | £469 £469 £469 £469 £469 £469 |
| Maris MRG 610-52  | Maris | 600 | 560 x 440 | 521 x 401 x 200 | 540 x 428 cr=15 | ● | | | S1 | Polar White Coffee Oyster Stone Grey Slate Grey Matt Black | 114.0751.675 114.0751.672 114.0751.674 114.0751.676 114.0751.677 114.0751.673 | £531 £531 £531 £531 £531 £531 |
| Maris MRG 610-72  | Maris | 800 | 760 x 440 | 721 x 401 x 200 | 740 x 428 cr=15 | ● | | | S1 | Polar White Coffee Oyster Stone Grey Slate Grey Matt Black | 114.0751.687 114.0751.684 114.0751.686 114.0751.689 114.0751.688 114.0751.685 | £627 £627 £627 £627 £627 £627 |
| Maris MRG 660-34-15  | Maris | 600 | 560 x 440 | 342 x 401 x 200 151 x 401 x 150 | 540 x 428 cr=15 | ● | | | S2 | Polar White Coffee Oyster Stone Grey Slate Grey Matt Black | LHSB 114.0751.694 RHSB 114.0751.700 LHSB 114.0751.690 RHSB 114.0751.696 LHSB 114.0751.693 RHSB 114.0751.699 LHSB 114.0751.695 RHSB 114.0751.701 LHSB 114.0751.691 RHSB 114.0751.697 LHSB 114.0751.692 RHSB 114.0751.698 | £617 £617 £617 £617 £617 £617 £617 £617 |
| Maris MRG 620-35-35  | Maris | 800 | 760 x 440 | 346x 401 x 200 347 x 401 x 200 | 740 x 428 cr=15 | ● | | | S2 | Polar White Coffee Oyster Stone Grey Slate Grey Matt Black | 114.0756.155 114.0756.153 114.0756.154 114.0756.157 114.0756.156 114.0756.152 | £640 £640 £640 £640 £640 £640 |
| Maris MRG 610-54 FTL  | Maris | 600 | 590 x 500 | 541 x 400 x 200 | 570 x 480 cr=15 | ● | ● | | S1 | Polar White Coffee Oyster Stone Grey Slate Grey Matt Black | 114.0751.669 114.0751.621 114.0751.668 114.0751.670 114.0751.671 114.0751.667 | £545 £545 £545 £545 £545 £545 |

| Fragranite Inset Sinks | Family | Dimensions (mm) | | | | Installation | | | Finish & Colour Options | FUN Number | Price |
|---|--------|-----------------|--------------|-----------------|-----------------------------------|--------------|------------|---------|-------------------------|--------------|-------|
| | | Cabinet Size | Overall Size | Bowl Size(s) | Cut Out Size cr= Corner Radius | Inset | Undermount | Belfast | | | |
|  | Maris | 700 | 635 x 559 | 596 x 422 x 127 | 615 x 539 cr=15 | ● | | S1 | Polar White | 114.0729.485 | £669 |
| | | | | | | | | | Stone Grey | 114.0729.486 | £669 |
| | | | | | | | | | Matt Black | 114.0729.484 | £669 |



















Ceramic Inset Sinks

| | | | | | | | | | | | |
|---|--------|-----|------------|--|-----------------|---|--|----|--------------|--------------------------------------|------|
|  | Maris | 600 | 1010 x 510 | 460 x 405 x 200 Ext. bowl depth: 220 | 970 x 480 cr=10 | ● | | S1 | Glossy White | REV 124.0305.163 | £463 |
|  | Maris | 600 | 1010 x 510 | 350 x 410 x 240 Ext. bowl depth: 240 135 x 257 x 120 Ext. bowl depth: 120 | 975 x 495 cr=10 | ● | | S2 | Glossy White | REV 124.0533.654 | £513 |
|  | Maris | 600 | 1000 x 510 | 450 x 416 x 190 Ext. bowl depth: 190 | 980 x 480 cr=8 | ● | | S1 | Glossy White | REV 124.0744.482 | £499 |
|  | Mythos | 600 | 1000 x 510 | 500 x 380 x 190 Ext. bowl depth: 190 | 980 x 480 cr=8 | ● | | S1 | Glossy White | LHD 124.0747.103 RHD 124.0747.107 | £550 |
|  | Mythos | 600 | 590 x 510 | 520 x 380 x 190 Ext. bowl depth: 190 | 570 x 490 cr=8 | ● | | S1 | Glossy White | 124.0747.111 | £650 |

Belfast Sinks

| | | | | | | | | | | | |
|---|--------|-----|-----------|--|----------------------|---|--|----|--------------|------------------|------|
|  | Maris | 600 | 595 x 455 | 531 x 391 x 215 Ext. bowl depth: 250 | Use sink as template | ● | | S1 | Glossy White | REV 130.0729.668 | £377 |
|  | Maris | 800 | 793 x 489 | 364 x 445 x 200 364 x 445 x 200 Ext. bowl depth: 220 | Use sink as template | ● | | S2 | Glossy White | 130.0729.667 | £630 |
|  | Mythos | 600 | 600 x 500 | 565 x 430 x 180 Ext. bowl depth: 200 | Use sink as template | ● | | S1 | Gloss White | 130.0381.800 | £520 |



| Tap Model | Family | Dimensions (mm) | | | | | Features | | | | | Valve(s) | | Pressure | | Finish | FUN Number | Price | |
|---|--------|-----------------|-------------|---------------|----------------------|--------------------------|------------------------|----------|----------------|-----------------------|----------------|-----------------|--------------------|--------------|-------------|--------|------------------|--------------|---------------------------------------|
| | | Tap Height | Spout Reach | Base Diameter | Tap Cut-out Diameter | Side Spray Base Diameter | Spray Cut-out Diameter | Perlator | Filtered Water | Instant Boiling Water | Pull-Out Spray | Pull-Out Nozzle | Directional Nozzle | Ceramic Disc | Compression | | | | Hot Flow Rate at 0.3 bar (litres/min) |
|  | Maris | 312 | 220 | 50 | 35 | | | | | | | | ● | ● | 2.55 | | Chrome | 115.0653.298 | £287 |
| | | | | | | | | | | | | | | | | | Matt Black | 115.0653.371 | £399 |
|  | Maris | 312 | 220 | 50 | 35 | | | | ● | ● | | | | ● | 2 | | Chrome | 115.0653.379 | £399 |
| | | | | | | | | | | | | | | | | | Matt Black | 115.0653.382 | £511 |
|  | Maris | 388 | 220 | 50 | 35 | | | | | | | | ● | ● | 2.55 | | Chrome | 115.0653.395 | £285 |
| | | | | | | | | | | | | | | | | | Matt Black | 115.0653.398 | £399 |
|  | Maris | 388 | 227 | 50 | 35 | | | | ● | ● | | | | ● | 2 | | Chrome | 115.0653.401 | £399 |
| | | | | | | | | | | | | | | | | | Matt Black | 115.0653.404 | £511 |
|  | Mythos | 470 | 222 | 50 | 35 | | | | | | | | ● | ● | TBC | | Chrome | 115.0653.407 | £571 |
| | | | | | | | | | | | | | | | | | Matt Black | 115.0653.409 | £742 |
|  | Mythos | 297 | 225 | 45 | 35 | | | | | | | | ● | ● | 1.91 | | Stainless Steel | 115.0638.826 | £709 |
| | | | | | | | | | | | | | | | | | Industrial Black | 115.0669.210 | £779 |
|  | Mythos | 297 | 225 | 45 | 35 | | | | | ● | | | ● | ● | 1.75 | | Stainless Steel | 115.0638.827 | £788 |
| | | | | | | | | | | | | | | | | | Industrial Black | 115.0669.321 | £834 |
|  | Mythos | 297 | 225 | 45 | 35 | | | | | | | | ● | ● | 3.67 | | Stainless Steel | 115.0547.856 | £408 |
| | | | | | | | | | | | | | | | | | Gold | 115.0689.087 | £478 |
| | | | | | | | | | | | | | | | | | Copper | 115.0638.830 | £478 |
| | | | | | | | | | | | | | | | | | Anthracite | 115.0638.828 | £478 |
| | | | | | | | | | | | | | | | | | Industrial Black | 115.0666.435 | £478 |
|  | Mythos | 297 | 225 | 45 | 35 | | | | | | | | ● | ● | 2.35 | | Stainless Steel | 115.0638.841 | £437 |
| | | | | | | | | | | | | | | | | | Gold | 115.0689.090 | £508 |
| | | | | | | | | | | | | | | | | | Copper | 115.0638.842 | £508 |
| | | | | | | | | | | | | | | | | | Anthracite | 115.0638.845 | £508 |
| | | | | | | | | | | | | | | | | | Industrial Black | 115.0666.436 | £508 |
|  | Smart | 349 | 194 | 50 | 35 | | | | | | | | ● | ● | 5.10 | ● | Chrome | 115.0311.211 | £171 |
| | | | | | | | | | | | | | | | | | Decor Steel | 115.0311.215 | £196 |
| | | | | | | | | | | | | | | | | | Matt Black | 115.0659.322 | £266 |
|  | Maris | 237 | 210 | 50 | 35 | | | | | | | | ● | ● | 4.02 | ● | Chrome | 115.0600.095 | £382 |
| | | | | | | | | | | | | | | | | | Matt Black | 115.0621.613 | £496 |
|  | Maris | 300 | 238 | 50 | 35 | | | | | | | | ● | ● | 4.02 | ● | Polished Nickel | 115.0711.939 | £464 |
| | | | | | | | | | | | | | | | | | Brass | 115.0689.617 | £472 |
|  | Smart | 245 | 230 | 55 | 35 | | | | | | | | ● | ● | 4.50 | ● | Chrome | 115.0046.694 | £240 |
| | | | | | | | | | | | | | | | | | Decor Steel | 115.0046.695 | £294 |
|  | Smart | 395 | 220 | 54.5 | 35 | | | | | | | | ● | ● | 4.50 | ● | Chrome | 115.0050.044 | £240 |
| | | | | | | | | | | | | | | | | | Decor Steel | 115.0049.940 | £295 |
|  | Maris | 392 | 230 | 48 | 35 | | | | | | | | ● | ● | 3.75 | | Chrome | 115.0049.989 | £322 |
| | | | | | | | | | | | | | | | | | Decor Steel | 115.0049.990 | £351 |
| | | | | | | | | | | | | | | | | | Matt Black | 115.0659.348 | £413 |
|  | Maris | 387 | 229 | 45 | 35 | | | | | | | | ● | ● | 3.27 | | Stainless Steel | 115.0638.846 | £408 |
| | | | | | | | | | | | | | | | | | Gold | 115.0689.092 | £478 |
| | | | | | | | | | | | | | | | | | Copper | 115.0638.849 | £478 |
|  | Maris | 433 | 230 | 45 | 35 | | | | | | | | ● | ● | 2.50 | | Stainless Steel | 115.0638.861 | £437 |
| | | | | | | | | | | | | | | | | | Gold | 115.0689.094 | £508 |
| | | | | | | | | | | | | | | | | | Copper | 115.0638.862 | £508 |
|  | Maris | 433 | 230 | 45 | 35 | | | | | | | | ● | ● | 2.50 | | Anthracite | 115.0638.865 | £508 |
| | | | | | | | | | | | | | | | | | Industrial Black | 115.0666.438 | £508 |

| Tap Model | Family | Dimensions (mm) | | | | | Features | | | | | Valve(s) | | Pressure | | Finish | FUN Number | Price | | |
|---------------------------------|--------|-----------------|-------------|---------------|----------------------|--------------------------|------------------------|----------|----------------|-----------------------|----------------|-----------------|--------------------|-----------------------|----------------------|------------|------------|-------------------|---------------------------------------|---------------------------|
| | | Tap Height | Spout Reach | Base Diameter | Tap Cut-out Diameter | Side Spray Base Diameter | Spray Cut-out Diameter | Perlator | Filtered Water | Instant Boiling Water | Pull-Out Spray | Pull-Out Nozzle | Directional Nozzle | Ceramic Disc Valve(s) | Compression Valve(s) | | | | Hot Flow Rate at 0.3 bar (litres/min) | Suitable for low pressure |
| Fuji Plus | Maris | 387 | 216 | 48 | 35 | | | | | | | | ● | | | 2.80 | | Chrome | 115.0746.572 | £395 |
| | | | | | | | | | | | | | | | | | | Decor Steel | 115.0746.573 | £422 |
| Fuji Pull-Out Nozzle | Maris | 390 | 220 | 48 | 35 | | | | ● | | | | | | | 1.50 | | Chrome | 115.0280.225 | £421 |
| | | | | | | | | | | | | | | | | | | Decor Steel | 115.0280.227 | £451 |
| Gloriana | Maris | 366 | 194 | 58 | 35 | | | | | | | | ● | | | 4.10 | ● | Chrome | 115.0637.111 | £345 |
| | | | | | | | | | | | | | | | | | | Decor Steel | 115.0637.112 | £388 |
| | | | | | | | | | | | | | | | | | | Polished Nickel | 115.0711.944 | £414 |
| | | | | | | | | | | | | | | | | | | Brass | 115.0711.945 | £414 |
| Gloriana Classic Twin Lever | Maris | 405 | 194 | 57 | 35 | | | | | | | | ● | | | 4.15 | ● | Polished Nickel | 115.0712.037 | £414 |
| | | | | | | | | | | | | | | | | | | Decor Steel | 115.0712.036 | £414 |
| | | | | | | | | | | | | | | | | | | Brass | 115.0712.038 | £510 |
| Gloriana Classic Side Lever | Maris | 408 | 216 | 50 | 35 | | | | | | | | ● | | | 2.63 | | Polished Nickel | 115.0712.040 | £414 |
| | | | | | | | | | | | | | | | | | | Decor Steel | 115.0712.039 | £414 |
| | | | | | | | | | | | | | | | | | | Brass | 115.0712.041 | £510 |
| Gloriana Classic Bridge Lever | Maris | 415 | 216 | 2x48 | 35 | | | | | | | | ● | | | 4.91 | ● | Polished Nickel | 115.0712.046 | £510 |
| | | | | | | | | | | | | | | | | | | Decor Steel | 115.0712.045 | £510 |
| | | | | | | | | | | | | | | | | | | Brass | 115.0712.047 | £586 |
| Gloriana Classic 3 Part Set | Maris | 365 | 216 | 2x48 1x50 | 35 | | | | | | | | ● | | | 2.8 | | Polished Nickel | 115.0712.043 | £537 |
| | | | | | | | | | | | | | | | | | | Decor Steel | 115.0712.042 | £537 |
| | | | | | | | | | | | | | | | | | | Brass | 115.0712.044 | £593 |
| Hestia J-Spout | Smart | 358 | 181 | 45 | 35 | | | | | | | | ● | | | 2.86 | | Chrome | 115.0567.654 | £205 |
| | | | | | | | | | | | | | | | | | | Decor Steel | 115.0635.794 | £230 |
| Icon Swivel Spout | Mythos | 341 | 287 | 50 | 35 | | | | | | | | ● | | | Not Avail. | | Chrome | 115.0625.185 | £591 |
| | | | | | | | | | | | | | | | | | | Matt Black | 115.0625.187 | £617 |
| Icon Pull-Out Double Jet Shower | Mythos | 355 | 237 | 48 | 35 | | | | ● | | | | ● | | | Not Avail. | | Chrome | 115.0625.188 | £656 |
| | | | | | | | | | | | | | | | | | | Matt Black | 115.0625.190 | £682 |
| Icon Semi-Pro | Mythos | 456 | 225 | 48 | 35 | | | | | | | | ● | | | 2.04 | | Matt Black | 115.0690.598 | £1041 |
| Krios J-Spout | Maris | 391 | 216 | 45 | 35 | | | | | | | | ● | | | 4.84 | ● | Chrome | 115.0567.598 | £376 |
| | | | | | | | | | | | | | | | | | | Decor Steel | 115.0567.599 | £405 |
| | | | | | | | | | | | | | | | | | | Brass | 115.0567.600 | £446 |
| | | | | | | | | | | | | | | | | | | Matt Black | 115.0659.347 | £446 |
| Krios J Pull-Out Spray | Maris | 404 | 217 | 60 | 35 | | | | | | | | ● | | | 2.42 | | Chrome | 115.0711.515 | £510 |
| Krios Spring | Maris | 540 | 188 | 60 | 35 | | | | | | | | ● | | | 4.08 | ● | Chrome | 115.0689.616 | £600 |
| Maris Stripes J Pull Down Side | Maris | 418 | 188 | 54 | 35 | | | | | | | | ● | | | Not Avail. | | Matt Black | 115.0747.672 | £626 |
| | | | | | | | | | | | | | | | | | | Matt Black/Gold | 115.0747.673 | £678 |
| | | | | | | | | | | | | | | | | | | Matt Black/Copper | 115.0747.674 | £678 |
| Maris Stripes U Pull Down Side | Maris | 381 | 239 | 54 | 35 | | | | | | | | ● | | | Not Avail. | | Matt Black | 115.0747.675 | £626 |
| | | | | | | | | | | | | | | | | | | Matt Black/Gold | 115.0747.676 | £678 |
| | | | | | | | | | | | | | | | | | | Matt Black/Copper | 115.0747.677 | £678 |
| Maris Stripes Semi Pro | Maris | 482 | 220 | 54 | 35 | | | | | | | | ● | | | Not Avail. | | Matt Black | 115.0747.678 | £887 |
| | | | | | | | | | | | | | | | | | | Matt Black/Gold | 115.0747.679 | £940 |
| | | | | | | | | | | | | | | | | | | Matt Black/Copper | 115.0747.680 | £940 |

| Tap Model | Family | Dimensions (mm) | | | | | Features | | | | | Valve(s) | | Pressure | | Finish | FUN Number | Price | | | | |
|--------------------------------------|--------|-----------------|-------------|---------------|----------------------|--------------------------|------------------------|----------|----------------|-----------------------|----------------|-----------------|--------------------|-----------------------|----------------------|------------|------------|------------------|---------------------------------------|---------------------------|--------------|------|
| | | Tap Height | Spout Reach | Base Diameter | Tap Cut-out Diameter | Side Spray Base Diameter | Spray Cut-out Diameter | Perlator | Filtered Water | Instant Boiling Water | Pull-Out Spray | Pull-Out Nozzle | Directional Nozzle | Ceramic Disc Valve(s) | Compression Valve(s) | | | | Hot Flow Rate at 0.3 bar (litres/min) | Suitable for low pressure | | |
| Mythos | Mythos | 317 | 227 | 40 | 35 | | | | | | | | ● | | | Not Avail. | | Stainless Steel | 115.0689.095 | £580 | | |
| | | | | | | | | | | | | | | | | | | Industrial Black | 115.0689.096 | £753 | | |
| Mythos Pull-Out Nozzle | Mythos | 348 | 216 | 40 | 35 | | | | | | | | ● | | | Not Avail. | | Stainless Steel | 115.0689.097 | £753 | | |
| | | | | | | | | | | | | | | | | | | Industrial Black | 115.0689.098 | £980 | | |
| Mythos Masterpiece J Pull-Down Spray | Mythos | 466 | 218 | 50 | 35 | | | | | | | | ● | | | Not Avail. | | Stainless Steel | 115.0711.554 | £967 | | |
| | | | | | | | | | | | | | | | | | | Gold | 115.0711.558 | £1265 | | |
| | | | | | | | | | | | | | | | | | | Copper | 115.0711.557 | £1265 | | |
| | | | | | | | | | | | | | | | | | | Anthracite | 115.0711.555 | £1265 | | |
| Orbit | Maris | 210.5 | 225 | 46 | 35 | | | | | | | | ● | | | Not Avail. | Chrome | 115.0623.054 | £274 | | | |
| Pescara Semi Pro Side | Maris | 467 | 210 | 50 | 35 | | | | | | | | ● | | | | Not Avail. | Stainless Steel | 115.0741.700 | £900 | | |
| | | | | | | | | | | | | | | | | | | | | | | |
| | | | | | | | | | | | | | | | | | | | | | | |
| Pescara J Pull Down Spray | Maris | 467 | 210 | 50 | 35 | | | | | | | | ● | | | Not Avail. | | Stainless Steel | 115.0741.694 | £756 | | |
| | | | | | | | | | | | | | | | | | | | | | | |
| | | | | | | | | | | | | | | | | | | | | | | |
| Rotaflow | Smart | 320 | 190 | 45 | 35 | | | | | | | | ● | | | ● | 4.6 | ● | Chrome | 115.0251.257 | £192 | |
| Smart Glenda Pull Out Nozzle | Smart | 300 | 220 | 54 | 35 | | | | | | | | ● | | | Not Avail. | | Stainless Steel | 115.0706.986 | £314 | | |
| | | | | | | | | | | | | | | | | | | | | | | |
| Smart Glenda Swivel Spout | Smart | 300 | 220 | 54 | 35 | | | | | | | | ● | | | Not Avail. | | Stainless Steel | 115.0706.985 | £240 | | |
| | | | | | | | | | | | | | | | | | | | | | | |
| Tessuto L Spout | Maris | 332 | 218 | 48 | 35 | | | | | | | | ● | | | 2.15 | | Decor Steel | 115.0691.515 | £354 | | |
| | | | | | | | | | | | | | | | | | | Polished Nickel | 115.0711.940 | £413 | | |
| | | | | | | | | | | | | | | | | | | Brass | 115.0692.198 | £420 | | |
| | | | | | | | | | | | | | | | | | | Matt Black | 115.0691.516 | £409 | | |
| | | | | | | | | | | | | | | | | | | Brushed Gold | 115.0752.721 | £468 | | |
| Tessuto Pull Down Nozzle | Maris | 455 | 216 | 48 | 35 | | | | | | | | ● | | | 1.35 | | Decor Steel | 115.0691.517 | £490 | | |
| | | | | | | | | | | | | | | | | | | Polished Nickel | 115.0711.942 | £554 | | |
| | | | | | | | | | | | | | | | | | | Brass | 115.0692.199 | £565 | | |
| | | | | | | | | | | | | | | | | | | Matt Black | 115.0691.518 | £551 | | |
| | | | | | | | | | | | | | | | | | | Brushed Gold | 115.0752.722 | £600 | | |
| Valais | Maris | 367 | 210 | 45 | 35 | | | | | | | | ● | | | 0.8 | | Stainless Steel | 115.0364.026 | £369 | | |
| Zelus | Maris | 437 | 230 | 45 | 35 | | | | | | | | ● | | | 2.00 | | Chrome/Spring | 115.0567.593 | £418 | | |
| Zurich | Maris | 285 | 206 | 50 | 35 | | | | | | | | ● | | | 5.10 | ● | Chrome | 115.0051.172 | £171 | | |
| | | | | | | | | | | | | | | | | | | Decor Steel | 115.0061.579 | £196 | | |
| FilterFlow Taps | | | | | | | | | | | | | | | | | | | | | | |
| Doric | Maris | 404 | 216 | 56 | 35 | | | | | | | | ● | ● | | | | 3.9 | | Chrome | 120.0615.357 | £566 |
| Tasso | Maris | 367 | 240 | 54 | 35 | | | | | | | | ● | ● | | | | 3.13 | | Chrome | 120.0615.447 | £566 |

| Franke Vital Taps | Family | Dimensions (mm) | | | | | | Features | | | | | | Valve(s) | | Pressure | Finish | FUN Number | Price |
|------------------------------------|--------|-----------------|-------------|---------------|----------------------|--------------------------|------------------------|----------|----------------|-----------------------|----------------|-----------------|--------------------|--------------------------|---|----------------------------|--------|------------|-------|
| | | Tap Height | Spout Reach | Base Diameter | Tap Cut-out Diameter | Side Spray Base Diameter | Spray Cut-out Diameter | Perlator | Filtered Water | Instant Boiling Water | Pull-Out Spray | Pull-Out Nozzle | Directional Nozzle | Ceramic Disc Valve(s) | Compression Valve(s) | Min-Max Operating Pressure | | | |
| Vital Single Dispense | Mythos | 311 | 120 | 50 | 22 or 35 | | • | • | | | | | • | N/A (hot) 3.50 (filter) | Chrome/Gunmetal Matt Black/Decor Steel PVD | 120.0621.228 | £510 | | |
| Vital 3-in-1 J-Spout Swivel | Mythos | 477 | 228 | 50 | 35 | | • | • | | | | | • | 2.55 (hot) 3.50 (filter) | Chrome/Gunmetal Matt Black/Decor Steel PVD | 120.0621.229 | £730 | | |
| Vital 3-in-1 Semi Pro | Mythos | 550 | 235 | 50 | 35 | | • | • | • | | | | • | 1.75 (hot) 3.50 (filter) | Chrome/Gunmetal Matt Black/Decor Steel PVD | 120.0621.230 | £1094 | | |
| | | | | | | | | | | | | | | | | 120.0621.313 | £1239 | | |

Instant Boiling Water Taps Water Hub Taps

| | | | | | | | | | | | | | | | | | | | | | |
|---|--------|-----|-----|----|----|--|---|--|-----|---|--|--|--|--|--|--|-----|-----------------|--------------|--------------|------|
| Mythos Water Hub Electronic 6-in-1 | Mythos | 437 | 210 | 48 | 35 | | | | | | | | | | | | 1-5 | Stainless Steel | 160.0709.049 | £3407 | |
| | | | | | | | | | | | | | | | | | | Anthracite | 160.0731.760 | £3600 | |
| | | | | | | | | | | | | | | | | | | Copper | 160.0731.757 | £3600 | |
| | | | | | | | | | | | | | | | | | | Gold | 160.0731.754 | £3600 | |
| | | | | | | | | | | | | | | | | | | Matt Black | 160.0731.740 | £3600 | |
| Mythos Water Hub Electronic 5-in-1 | Mythos | 437 | 210 | 48 | 35 | | • | | | | | | | | | | 1-5 | Stainless Steel | 160.0709.102 | £2758 | |
| Maris Water Hub Mechanical | Maris | 388 | 222 | 50 | 35 | | | | | | | | | | | | 1-5 | Chrome | 160.0702.509 | £1214 | |
| | | | | | | | | | | | | | | | | | | Decor Steel | 160.0711.525 | £1288 | |
| | | | | | | | | | | | | | | | | | | Matt Black | 160.0705.400 | £1341 | |
| Maris Water Hub Electronic 4L | Maris | 388 | 222 | 50 | 35 | | | | Opt | • | | | | | | | 1-5 | Chrome | 160.0702.542 | £1331 | |
| | | | | | | | | | | | | | | | | | | Decor Steel | 160.0709.047 | £1543 | |
| | | | | | | | | | | | | | | | | | | Matt Black | 160.0702.544 | £1619 | |
| | | | | | | | | | | | | | | | | | | Anthracite | 160.0737.249 | £1619 | |
| | | | | | | | | | | | | | | | | | | Copper | 160.0737.248 | £1619 | |
| | | | | | | | | | | | | | | | | | | Gold | 160.0737.247 | £1619 | |
| Maris Water Hub Electronic 7L | Maris | 388 | 222 | 50 | 35 | | | | Opt | • | | | | | | | 1-5 | Chrome | 160.0713.602 | £1565 | |
| | | | | | | | | | | | | | | | | | | Decor Steel | 160.0713.607 | £1757 | |
| | | | | | | | | | | | | | | | | | | Matt Black | 160.0713.605 | £1832 | |
| Mixing Valve | | | | | | | | | | | | | | | | | | | 112.0728.340 | £170 | |
| 4-in-1 Filtration Kit | | | | | | | | | | | | | | | | | | | | 112.0712.978 | £282 |

Franke innovation doesn't end with sinks and taps.


We strive to make your life easier in every aspect of your kitchen with a range of convenient and practical kitchen solutions. From dealing with unsightly household waste in a hygienic manner to effortlessly sorting waste for recycling, they are designed to save time and to incorporate kitchen essentials discreetly into kitchen units, so that you can maintain a clean, uncluttered kitchen.



Tap Brace

Connects the tap to the worktop for extra support. Variable collar fits on any model of tap. Can be used on any stainless steel inset sink.

FUN 133.0026.896
£20



Waste Disposal Unit Extended Flange

An extended flange is available from service agents at extra cost if required when fitting to ceramic sinks.

Please note: Overflow connector required when fitting WDU in main bowl.






FUN 112.0489.809
£51


Note: WDU Chrome Airswitch Button supplied with all Continuous Feed Waste Disposal models. Decor Steel and Matt Black Airswitch Button now available as a spare from www.central-servicesuk.co.uk
FUN 133.0573.849 £31

Hob Extractor Model

| Family | Width (cm) | Minimum height / maximum height (with chimney) | Control | Motor | Power consumption motor (W) | Extraction speed settings | Energy rating | Automatic cut-off timer | Continuous 24hr ventilation | Digital display | Charcoal filter | Perimetric extraction | Easy fit installation | Filter saturation indicator | Comfort light type | Remote control | Outlet tube diameter (mm) | Recommended positioning height above electric hob (mm) | Recommended positioning height above gas hob (mm) | Finish | FUN Number | Price |
|---|------------|--|-------------------------------|-------------|-----------------------------|---------------------------|---------------|-------------------------|-----------------------------|-----------------|-----------------|-----------------------|-----------------------|-----------------------------|--------------------|----------------|---------------------------|--|---|--------------|--------------|-------|
| Mythos 2gether Slide | | | | | | | | | | | | | | | | | | | | | | |
| FMY 8362 DA HI | | | | | | | | | | | | | | | | | | | | | | |
| Mythos | 83 | N/A | Capacitive Touch | Multifan ++ | 7545 | 9+i | A+ | • | • | • | No | N/A | • | No | N/A | N/A | N/A | N/A | N/A | Black Glass | 340.0731.786 | £2799 |
| FMY 8362 DAR HI | | | | | | | | | | | | | | | | | | | | | | |
| Mythos | 83 | N/A | Capacitive Touch | Multifan ++ | 7545 | 9+i | A+ | • | • | • | • | N/A | • | No | N/A | N/A | N/A | N/A | N/A | Black Glass | 340.0731.787 | £2999 |
| Mythos 2gether Supreme | | | | | | | | | | | | | | | | | | | | | | |
| FMY 8362 S HI | | | | | | | | | | | | | | | | | | | | | | |
| Mythos | 83 | N/A | Capacitive Touch | Multifan ++ | 7545 | 9+i | A+ | • | • | • | N/A | N/A | • | No | N/A | N/A | N/A | N/A | N/A | Black Glass | 340.0731.872 | £2650 |
| FMY 8362 S R HI | | | | | | | | | | | | | | | | | | | | | | |
| Mythos | 83 | N/A | Capacitive Touch | Multifan ++ | 7545 | 9+i | A+ | • | • | • | N/A | N/A | • | No | N/A | N/A | N/A | N/A | N/A | Black Glass | 340.0731.873 | £2799 |
| Mythos 2gether Ultra Edge | | | | | | | | | | | | | | | | | | | | | | |
| FMY 8352 BA HI | | | | | | | | | | | | | | | | | | | | | | |
| Mythos | 83 | N/A | Capacitive Touch | Multifan ++ | 7545 | 9+i | A+ | • | • | • | No | N/A | • | No | N/A | N/A | N/A | N/A | N/A | Black Glass | 340.0731.790 | £2750 |
| FMY 8352 BA R HI | | | | | | | | | | | | | | | | | | | | | | |
| Mythos | 83 | N/A | Capacitive Touch | Multifan ++ | 7545 | 9+i | A+ | • | • | • | No | N/A | • | No | N/A | N/A | N/A | N/A | N/A | Black Glass | 340.0731.871 | £2899 |
| Maris 2gether Swing | | | | | | | | | | | | | | | | | | | | | | |
| FMA 8362 MO HI | | | | | | | | | | | | | | | | | | | | | | |
| Maris | 83 | N/A | Capacitive Touch with sliders | Multifan ++ | 7545 | 9+i | A+ | • | • | • | N/A | N/A | • | No | N/A | N/A | N/A | N/A | N/A | Black Glass | 340.0731.874 | £2149 |
| FMA 8362 MO R HI | | | | | | | | | | | | | | | | | | | | | | |
| Maris | 83 | N/A | Capacitive Touch with sliders | Multifan ++ | 7545 | 9+i | A+ | • | • | • | N/A | N/A | • | No | N/A | N/A | N/A | N/A | N/A | Black Glass | 340.0731.875 | £2299 |
| Maris 2gether Ellipse | | | | | | | | | | | | | | | | | | | | | | |
| FMA 8372 4RC HI | | | | | | | | | | | | | | | | | | | | | | |
| Maris | 83 | N/A | Capacitive Touch with sliders | Multifan ++ | 7545 | 9+i | A+ | • | • | • | N/A | N/A | • | No | N/A | N/A | N/A | N/A | N/A | Black Glass | 340.0731.878 | £1199 |
| FMA 8372 4RC R HI | | | | | | | | | | | | | | | | | | | | | | |
| Maris | 83 | N/A | Capacitive Touch with sliders | Multifan ++ | 7545 | 9+i | A+ | • | • | • | N/A | N/A | • | No | N/A | N/A | N/A | N/A | N/A | Black Glass | 340.0731.879 | £1299 |
| Smart 2gether Ellipse | | | | | | | | | | | | | | | | | | | | | | |
| FSM 7072 4RC HI | | | | | | | | | | | | | | | | | | | | | | |
| Smart | 70 | N/A | Capacitive Touch | Multifan ++ | 7545 | 9+i | A+ | • | • | • | N/A | N/A | • | No | N/A | N/A | N/A | N/A | N/A | Black Glass | 340.0731.892 | £999 |
| FSM 7072 4RC R HI | | | | | | | | | | | | | | | | | | | | | | |
| Smart | 70 | N/A | Capacitive Touch | Multifan ++ | 7545 | 9+i | A+ | • | • | • | N/A | N/A | • | No | N/A | N/A | N/A | N/A | N/A | Black Glass | 340.0731.893 | £1099 |
| Hob Extractor Kits/Filters | | | | | | | | | | | | | | | | | | | | | | |
| Refill Ceramic | | | | | | | | | | | | | | | | | | | | 112.0732.759 | £235 | |
| Refill Long Lasting | | | | | | | | | | | | | | | | | | | | 112.0732.802 | £179 | |
| Refill Pleated | | | | | | | | | | | | | | | | | | | | 112.0732.430 | £119 | |
| Kit Ducting Hob Extract. NBR Franke | | | | | | | | | | | | | | | | | | | | 112.0711.355 | £186 | |
| Kit Recycling IN Hob Extract. NBR Franke | | | | | | | | | | | | | | | | | | | | 112.0711.985 | £229 | |
| Kit Recycling OUT Hob Extract. NBR Franke | | | | | | | | | | | | | | | | | | | | 112.0711.986 | £245 | |



| Hood Model | Family | Width (cm) | Minimum height / maximum height (with chimney) | Control | Motor | Power consumption motor (W) | Extraction speed settings | Energy rating | Automatic cut-off timer | Continuous 24hr ventilation | Digital display | Charcoal filter | Perimetric extraction | Easy fit installation | Filter saturation indicator | Comfort light type | Remote control | Outlet tube diameter (mm) | Recommended positioning height above electric hob (mm) | Recommended positioning height above gas hob (mm) | Finish | FUN Number | Price | |
|-----------------------------------|---|------------|--|----------|----------------------------------|-----------------------------|---------------------------|---------------|-------------------------|-----------------------------|-----------------|-----------------|-----------------------|-----------------------|-----------------------------|--------------------|------------------|---------------------------|--|---|--------------|--------------|--------------|-------|
| Downdraft | | | | | | | | | | | | | | | | | | | | | | | | |
| FDW 908 IB XS |  | Mythos | 88 | N/A | Capacitative Touch | Energy 800+ | 277 | 4+i | A | • | • | • | I | • | N/A | • | LED Bar | No | 150 | N/A | N/A | Black Glass | 110.0365.588 | £1673 |
| Mythos Masterpiece | | | | | | | | | | | | | | | | | | | | | | | | |
| FMYW 80 KL BK |  | Mythos | 80 | 455/650 | Touch, Vocal control, Mobile APP | SPA+ | 250 | 3+i | A | • | • | • | B | N/A | • | LED Bar | Yes (opt) | 150 | 500 | 650 | Anthracite | 335.0729.963 | £1765 | |
| FMYW 80 KL CP |  | Mythos | 80 | 455/650 | Touch, Vocal control, Mobile APP | SPA+ | 250 | 3+i | A | • | • | • | B | N/A | • | LED Bar | Yes (opt) | 150 | 500 | 650 | Copper | 335.0729.961 | £1765 | |
| FMYW 80 KL BK |  | Mythos | 80 | 455/650 | Touch, Vocal control, Mobile APP | SPA+ | 250 | 3+i | A | • | • | • | B | No | • | LED Bar | Yes (opt) | 150 | 500 | 650 | Gold | 335.0729.962 | £1765 | |
| AQ Sense Monitor | | | | | | | | | | | | | | | | | | | | | | | | |
| FKASA80K |  | Mythos | 80 | 455/650 | Touch, Vocal control, Mobile APP | SPA+ | 250 | 3+i | A | • | • | • | B | N/A | • | LED X2 | Yes (opt) | 150 | 650 | 650 | Black | 330.0657.269 | £3982 | |
| AQ Sense Vertical | | | | | | | | | | | | | | | | | | | | | | | | |
| FVAS A80 BK |  | Maris | 80 | 455/650 | Touch, Vocal control, Mobile APP | SPA+ | 250 | 3+i | A+ | • | • | • | B | No | • | LED X3 | Yes (opt) | 150 | 450 | 450 | Black | 330.0657.270 | £1327 | |
| Maris Drip Free | | | | | | | | | | | | | | | | | | | | | | | | |
| FVAD A90 MATT/2 |  | Maris | 90 | 455/650 | Capacitative Touch | SPA+ | 250 | 3+i | A | • | • | B | No | • | LED X2 | N/A | 150 | 450 | 650 | Black | 330.0657.418 | £1217 | | |
| Mythos Per Pro | | | | | | | | | | | | | | | | | | | | | | | | |
| FMY PER PRO BK F90 |  | Mythos | 90 | | Capacitative Touch | Sound Pro Brushless | 272 | 3+2i | A++ | • | • | • | B | • | No | • | Dimmable LED Bar | No | 150 | 450 | 450 | Black | 330.0682.354 | £1235 |
| Mythos Vertical Pro K-Link | | | | | | | | | | | | | | | | | | | | | | | | |
| FMY PRO 907 FM BK/IXKL |  | Mythos | 90 | | Capacitative Touch | Sound Pro Brushless | | 3+2i | A++ | • | • | B | No | • | LED X1 | No | | 450 | 450 | Black/Inox | 330.0705.064 | £1186 | | |
| FMY PRO 907 FM BK/BK MATT KL |  | Mythos | 90 | | Capacitative Touch | Sound Pro Brushless | | 3+2i | A++ | • | • | B | No | • | LED X | No | | 450 | 450 | Black | 330.0705.065 | £1144 | | |
| Mythos Vertical Air Hub | | | | | | | | | | | | | | | | | | | | | | | | |
| FVMAH BK F90 UK |  | Mythos | 90 | | Capacitative Touch | SPA++ | | 3+i | A+ | • | • | D | No | • | LED X2 | N/A | | 450 | 450 | Black | 330.0685.564 | £1235 | | |
| Smart Wall | | | | | | | | | | | | | | | | | | | | | | | | |
| FSMS WALL F42 BK MATT |  | Smart | 42 | | Push Button | Sound Pro+ | 272 | 3+i | A | • | • | B | • | No | • | LED X2 | No | 150 | 650 | 650 | Black | 335.0689.671 | £1199 | |
| FSMS WALL F42 WH MATT |  | Smart | 42 | | Push Button | Sound Pro+ | 272 | 3+i | A | • | • | B | • | No | • | LED X2 | No | 150 | 650 | 650 | White | 335.0689.672 | £1199 | |
| Maris Vertical Pro K-Link | | | | | | | | | | | | | | | | | | | | | | | | |
| FMA 2.0 PRO 807 BK KL |  | Maris | 80 | 500/1000 | Capacitative Touch | SPA++ | 272 | 3+i | A+ | • | • | • | B | No | • | LED X2 | N/A | 150 | 450 | 450 | Black | 330.0705.069 | £1039 | |
| FMA 2.0 PRO 907 BK KL |  | Maris | 90 | 500/1000 | Capacitative Touch | SPA++ | 272 | 3+i | A+ | • | • | • | B | No | • | LED X2 | N/A | 150 | 450 | 450 | Black | 330.0705.068 | £1093 | |

| Hood Model | Family | Width (cm) | Minimum height / maximum height (with chimney) | Control | Motor | Power consumption motor (W) | Extraction speed settings | Energy rating | Automatic cut-off timer | Continuous 24hr ventilation | Digital display | Charcoal filter | Perimetric extraction | Easy fit installation | Filter saturation indicator | Comfort light type | Remote control | Outlet tube diameter (mm) | Recommended positioning height above electric hob (mm) | Recommended positioning height above gas hob (mm) | Finish | FUN Number | Price |
|--|---|------------|--|---------|-----------------------------|-----------------------------|---------------------------|---------------|-------------------------|-----------------------------|-----------------|-----------------|-----------------------|-----------------------|-----------------------------|--------------------|----------------|---------------------------|--|---|-------------------------|--------------|-------|
| Maris Modular Wall | | | | | | | | | | | | | | | | | | | | | | | |
| FMA Modular Hood 60cm |  | Maris | 60 | | Flush Touch, Button Control | SPA+ | | 3+i | A | | | | | | | LED X1 | N/A | 150 | 450 | 450 | Black | 335.0706.646 | £934 |
| Maris Modular Wall Shelf Module | | | | | | | | | | | | | | | | | | | | | | | |
| |  | Maris | 60 | | | | | | | | | | | | | | | | | | Black/Smokey Grey Glass | 112.0706.647 | £511 |
| Maris Matt Pro | | | | | | | | | | | | | | | | | | | | | | | |
| FMA PRO 807 BK/BK MATT |  | Maris | 80 | | Capacitative Touch | Sound Pro A++ | | | | | | | B | No | | LED X1 | N/A | 150 | 450 | 450 | Black | 330.0682.356 | £906 |
| FMA PRO 907 BK/BK MATT |  | Maris | 90 | | Capacitative Touch | Sound Pro A++ | | | | | | | B | No | | LED X1 | N/A | 150 | 450 | 450 | Black | 330.0682.355 | £967 |
| Mythos T Shape Air Hub | | | | | | | | | | | | | | | | | | | | | | | |
| FTMY AH BK F90 |  | Mythos | 90 | | Capacitative Touch | SPA++ | | 3+i | A | | | | D | No | | UVX2 | No | 500 | 650 | 650 | Black | 325.0679.323 | £1106 |
| Evo Plus | | | | | | | | | | | | | | | | | | | | | | | |
| FPJ 625 V BK/SS |  | Smart | 60 | | Capacitative Touch | Sound Pro A++ | 272 | 3+i | A+ | | | | B | • | No | LED | N/A | 150 | 450 | 450 | Black | 330.0528.064 | £553 |
| FPJ 625 V WH/SS |  | Smart | 60 | | Capacitative Touch | Sound Pro A++ | 272 | 3+i | A+ | | | | B | • | No | LED | N/A | 150 | 450 | 450 | White | 330.0528.065 | £553 |
| Format 45 | | | | | | | | | | | | | | | | | | | | | | | |
| FDV EV8 60 XS/2 |  | Smart | 60 | | Push Button | Sound Pro 800 | 272 | 3+i | B | | | | D | • | No | LED X2 | No | 150 | 500 | 650 | Stainless Steel | 325.0599.575 | £353 |
| FDV EV8 70 XS/2 |  | Smart | 70 | | Push Button | Sound Pro 800 | 272 | 3+i | B | | | | D | • | No | LED X2 | No | 150 | 500 | 650 | Stainless Steel | 325.0599.576 | £359 |
| FDV EV8 90 XS |  | Smart | 90 | | Push Button | Sound Pro 800 | 272 | 3+i | B | | | | D | • | No | LED X2 | No | 150 | 500 | 650 | Stainless Steel | 325.0599.549 | £373 |
| FDV EV8 90 BK |  | Smart | 90 | | Push Button | Sound Pro 800 | 272 | 3+i | B | | | | D | • | No | LED X2 | No | 150 | 500 | 650 | Black | 325.0599.574 | £406 |
| T-Glass Nice | | | | | | | | | | | | | | | | | | | | | | | |
| FGL 625 XS NP/2 |  | Smart | 60 | | Push Button | Sound Pro 800 | 272 | 3+i | B | | | | D | • | Yes | LED X2 | No | 150 | 500 | 650 | Stainless Steel | 325.0590.997 | £337 |
| FGL 925 XS NP/2 |  | Smart | 90 | | Push Button | Sound Pro 800 | 272 | 3+i | B | | | | D | • | Yes | LED X2 | No | 150 | 500 | 650 | Stainless Steel | 325.0590.996 | £373 |
| T-Glass Ray | | | | | | | | | | | | | | | | | | | | | | | |
| FGC 625 XS NP/2 |  | Smart | 60 | | Push Button | Sound Pro 800 | 272 | 3+i | B | | | | D | • | Yes | LED X2 | No | 150 | 500 | 650 | Stainless Steel | 325.0591.034 | £337 |
| FGC 925 XS NP/2 |  | Smart | 90 | | Push Button | Sound Pro 800 | 272 | 3+i | B | | | | D | • | Yes | LED X2 | No | 150 | 500 | 650 | Stainless Steel | 325.0591.036 | £373 |
| Joy | | | | | | | | | | | | | | | | | | | | | | | |
| FJO 624 XS |  | Smart | 60 | | Square Push Button | New Smile 450 | 272 | 3 | C | | | | L | • | No | LED X2 | No | 150 | 650 | 650 | Stainless Steel | 320.0545.169 | £146 |
| FJO 924 XS |  | Smart | 90 | | Square Push Button | New Smile 450 | 272 | 3 | C | | | | L | • | No | LED X2 | No | 150 | 650 | 650 | Stainless Steel | 320.0545.172 | £167 |

| Hood Model | Family | Width (cm) | Minimum height / maximum height (with chimney) | Control | Motor | Power consumption motor (W) | Extraction speed settings | Energy rating | Automatic cut-off timer | Continuous 24hr ventilation | Digital display | Charcoal filter | Perimetric extraction | Easy fit installation | Filter saturation indicator | Comfort light type | Remote control | Outlet tube diameter (mm) | Recommended positioning height above electric hob (mm) | Recommended positioning height above gas hob (mm) | Finish | FUN Number | Price |
|---|--------|------------|--|---|---------------|-----------------------------|---------------------------|---------------|-------------------------|-----------------------------|-----------------|-----------------|-----------------------|-----------------------|-----------------------------|--------------------|----------------|---------------------------|--|---|-----------------------|--------------|-------|
| Mythos T-Shelf | | | | | | | | | | | | | | | | | | | | | | | |
| FMY BK MATT F180 FRANKE | Mythos | 180 | | Push Button | Sound Pro+ | 272 | 3+i | A | | | | D | • | No | • | LED Bar X2 | No | 150 | 500 | 650 | Black | 325.0678.073 | £2958 |
| Mythos T-Shelf Evolution | | | | | | | | | | | | | | | | | | | | | | | |
| FMY EVOLUTION F160 | Mythos | 156 | 870/1170 | Touch Control | N/A | N/A | 3+i | N/A | • | • | | O | • | No | • | LED Panel | Yes (incl) | N/A | 650 | 650 | Matt Black | 325.0726.999 | £2855 |
| Mythos Masterpiece Suspended Ceiling | | | | | | | | | | | | | | | | | | | | | | | |
| FMYS AN F80 KL | Mythos | 84.9 | 170/1450 | Push Button | N/A | N/A | 3+i | N/A | • | • | | O | • | No | • | LED Panel | Yes (incl) | N/A | 650 | 650 | Anthracite | 345.0726.996 | £2617 |
| FMYS CP F80 KL | Mythos | 84.9 | 170/1450 | Push Button | N/A | N/A | 3+i | N/A | • | • | | O | • | No | • | LED Panel | Yes (incl) | N/A | 650 | 650 | Copper | 345.0726.997 | £2617 |
| FMYS GDF80 KL | Mythos | 84.9 | 170/1450 | Push Button | N/A | N/A | 3+i | N/A | • | • | | O | • | No | • | LED Panel | Yes (incl) | N/A | 650 | 650 | Gold | 345.0726.998 | £2617 |
| Smart Suspended | | | | | | | | | | | | | | | | | | | | | | | |
| FSMS 42 SS/BK MATT | Smart | 42 | | Push Button | Sound Pro+ | 272 | 3+i | A | | | | B | • | No | • | LED X2 | N/A | 150 | 650 | 650 | Stainless Steel/Black | 345.0654.870 | £1095 |
| FSMS 42 WH MATT | Smart | 42 | | Push Button | Sound Pro+ | 272 | 3+i | A | | | | B | • | No | • | LED X2 | N/A | 150 | 650 | 650 | White | 345.0654.932 | £1095 |
| FSMS 42 BK MATT | Smart | 42 | | Push Button | Sound Pro+ | 272 | 3+i | A | | | | B | • | No | • | LED X2 | N/A | 150 | 650 | 650 | Black | 345.0654.933 | £1085 |
| T-Glass Linear Island | | | | | | | | | | | | | | | | | | | | | | | |
| FGL 925 I XS NP | Smart | 90 | | Push Button | Sound Pro 800 | 272 | 3 | B | | | | D | • | No | • | LED X4 | No | 150 | 500 | 650 | Stainless Steel | 325.0590.061 | £706 |
| Mythos Ceiling Air Hub | | | | | | | | | | | | | | | | | | | | | | | |
| FCMY 120C WHG A AH | Mythos | 120 | | Vocal Control, Mobile App, Push Button | Multifan A++ | 272 | 3+2i | A+ | | | | A | • | Yes | • | LED Bar X1 | Yes (incl) | 150 | Min 650 Max 1500 | Min 650 Max 1500 | White | 350.0679.885 | £2007 |
| Mythos Pearl White | | | | | | | | | | | | | | | | | | | | | | | |
| FCMY 90 C WHP A KL | Mythos | 90 | 186/326 | Push Button | SPA+ | 250 | 3+i | B | • | • | | B | • | No | • | LED Frame | Yes (incl) | 150 | Min 650 Max 1500 | Min 650 Max 1500 | White | 350.0731.515 | £2000 |
| AQ Sense Ceiling | | | | | | | | | | | | | | | | | | | | | | | |
| FSMS WALL F42 BK MATT | Maris | 90 | | Vocal Control, Mobile App, Push Button | Sound Pro A+ | 272 | 3+i | A | | | | B | • | Yes | • | LED X2 | Yes (incl) | 150 | Min 650 Max 1500 | Min 650 Max 1500 | Stainless Steel | 350.0657.264 | £1770 |
| Mythos Ceiling | | | | | | | | | | | | | | | | | | | | | | | |
| FCMY 90 C WHG A 2B | Mythos | 90 | | Touch, Vocal Control, Mobile App, Push Button | Sound Pro A++ | 272 | 3+i | A | | | | A | • | Yes | • | LED X2 | Yes (incl) | 150 | Min 650 Max 1500 | Min 650 Max 1500 | White | 350.0679.883 | £1765 |
| Mythos Ceiling (K-Link) | | | | | | | | | | | | | | | | | | | | | | | |
| FCMY 90 C XS A KL | Mythos | 90 | | Touch, Vocal Control, Mobile App, Push Button | Multifan A++ | 272 | 3+2i | A+ | | | | A | • | Yes | • | LED X2 | Yes (incl) | 150 | Min 650 Max 1500 | Min 650 Max 1500 | Stainless Steel | 350.0705.066 | £1728 |
| Maris Ceiling (K-Link) | | | | | | | | | | | | | | | | | | | | | | | |
| FCMA 90 C XS A KL | Maris | 90 | | Vocal Control, Mobile App, Push Button | Multifan A++ | 272 | 3+2i | A+ | | | | A | • | Yes | • | LED X6 | Yes (incl) | 150 | Min 650 Max 1500 | Min 650 Max 1500 | Stainless Steel | 350.0705.070 | £1456 |

| Hood Model | Family | Width (cm) | Minimum height / maximum height (with chimney) | Control | Motor | Power consumption motor (W) | Extraction speed settings | Energy rating | Automatic cut-off timer | Continuous 24hr ventilation | Digital display | Charcoal filter | Perimetric extraction | Easy fit installation | Filter saturation indicator | Comfort light type | Remote control | Outlet tube diameter (mm) | Recommended positioning height above electric hob (mm) | Recommended positioning height above gas hob (mm) | Finish | FUN Number | Price |
|---------------------------------|--------|------------|--|--|---------------|-----------------------------|---------------------------|---------------|-------------------------|-----------------------------|-----------------|-----------------|-----------------------|-----------------------|-----------------------------|--------------------|----------------|---------------------------|--|---|-----------------------------|--------------|-------|
| Maris Ceiling | | | | | | | | | | | | | | | | | | | | | | | |
| FCMA 90 C WHG A | Maris | 90 | | Vocal Control, Mobile App, Push Button | Multifan A++ | 272 | 3+2i | A+ | | | | A | • | Yes | • | LED X6 | Yes (incl) | 150 | Min 650 Max 1500 | Min 650 Max 1500 | White | 350.0679.879 | £1564 |
| Maris Drip Free (K-Link) | | | | | | | | | | | | | | | | | | | | | | | |
| FST DRIP-FREE 60 X/2 KL | Maris | 60 | | Capacitative Touch | SPA + | 272 | 3+i | A | | | | B | • | Yes | • | LED X2 | Yes (opt) | 150 | 410 | 530 | Stainless Steel/Black Glass | 305.0705.074 | £953 |
| FST DRIP-FREE 90 X/2 KL | Maris | 90 | | Capacitative Touch | SPA + | 272 | 3+i | A | | | | B | • | Yes | • | LED X2 | Yes (opt) | 150 | 410 | 530 | Stainless Steel/Black Glass | 305.0705.073 | £1007 |
| Mythos Drip Free Extreme | | | | | | | | | | | | | | | | | | | | | | | |
| FMY DRIP-FREE EXTREME 60 | Mythos | 60 | | Electronic Push Button | SPA + | 272 | 3+i | A | | | | B | • | Yes | • | LED Bar | Yes (opt) | 150 | 410 | 530 | Stainless Steel/Black Glass | 305.0730.923 | £1149 |
| FMY DRIP-FREE EXTREME 90 KL | Mythos | 90 | | Electronic Push Button | SPA + | 272 | 3+i | A | | | | B | • | Yes | • | LED Bar | Yes (opt) | 150 | 410 | 530 | Stainless Steel/Black Glass | 305.0730.921 | £1249 |
| Box Premium | | | | | | | | | | | | | | | | | | | | | | | |
| FBFP XS A52 | Mythos | 52 | | Remote or Mobile App | Sound Pro A+ | 272 | 3+i | B | | | | B | • | Yes | • | LED Bar X1 | Yes | 150 | 450 | 530 | Stainless Steel | 305.0665.368 | £664 |
| FBFP XS A70 | Mythos | 70 | | Remote or Mobile App | Sound Pro A+ | 272 | 3+i | B | | | | B | • | Yes | • | LED Bar X2 | Yes | 150 | 450 | 530 | Stainless Steel | 305.0665.369 | £708 |
| Box EVO | | | | | | | | | | | | | | | | | | | | | | | |
| FBFE XS A52 | Maris | 52 | | Push Button | Sound Pro 800 | 272 | 3+i | B | | | | B | • | Yes | • | LED Bar X1 | N/A | 150 | 450 | 650 | Stainless Steel | 305.0675.745 | £498 |
| FBFE WH MATT A52 | Maris | 52 | | Push Button | Sound Pro 800 | 272 | 3+i | B | | | | B | • | Yes | • | LED Bar X1 | N/A | 150 | 450 | 650 | White | 305.0670.685 | £498 |
| FBFE BK MATT A52 | Maris | 52 | | Push Button | Sound Pro 800 | 272 | 3+i | B | | | | B | • | Yes | • | LED Bar X1 | N/A | 150 | 450 | 650 | Black | 305.0670.688 | £498 |
| FBFE XS A70 | Maris | 70 | | Push Button | Sound Pro 800 | 272 | 3+i | B | | | | B | • | Yes | • | LED Bar X1 | N/A | 150 | 450 | 650 | Stainless Steel | 305.0675.746 | £542 |
| FBFE WH MATT A70 | Maris | 70 | | Push Button | Sound Pro 800 | 272 | 3+i | B | | | | B | • | Yes | • | LED Bar X1 | N/A | 150 | 450 | 650 | White | 305.0670.686 | £542 |
| FBFE BK MATT A70 | Maris | 70 | | Push Button | Sound Pro 800 | 272 | 3+i | B | | | | B | • | Yes | • | LED Bar X1 | N/A | 150 | 450 | 650 | Black | 305.0670.687 | £542 |
| Integrata | | | | | | | | | | | | | | | | | | | | | | | |
| FFI 622 GR/2 | Smart | 60 | | Slider | Sound Pro 600 | 272 | 3 | C | | | | B | • | No | • | LED X2 | No | 150 | 650 | 650 | Aluminium /Grey | 310.0518.755 | £330 |





Hoods Accessories


Carbon Filters

| FILTER | FUN NUMBER | RRP (inc. VAT) |
|--------|--------------|----------------|
| A | | £115 |
| B | 112.0339.360 | £28 |
| C | 112.0016.755 | £275 |
| D | 112.0543.478 | £28 |
| E | 112.0016.756 | £32 |
| F | 112.0512.466 | £346 |
| G | 112.0547.940 | £183 |
| H | 112.0548.447 | £236 |
| I | 112.0548.448 | £250 |
| J | 112.0262.703 | £60 |
| K | 112.0542.064 | £53 |
| L | 112.0470.631 | £28 |
| M | 112.0067.942 | £28 |
| N | 112.0017.979 | £44 |
| O | 112.0684.123 | £256 |
| | 112.0735.432 | |

Hood Remote Control

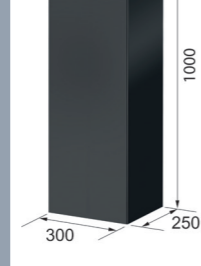
| PRODUCT | FUN NUMBER | RRP (inc. VAT) |
|-------------------------|--------------|----------------|
| Optional Remote Control | 112.0676.783 | £63 |

Chimneys for:
Mythos Per Pro
Maris Matt Pro
Mythos Vertical Pro
Maris Vertical Pro



112.0683.832 £136

Chimney for:
Mythos Masterpiece Wall
BK EXTRA MATT



112.0683.833 £108

Chimney for:
Mythos Masterpiece Wall
BK EXTRA MATT



112.0729.975 £129

Carbon filters enhance filtration efficiency, capture odours, and come in circular or square formats. Check models for correct configuration.

| Appliance | Family | Dimensions | Pyrolytic | Steam | Microwave | Controls | Display | Smooth2Close System | Cavity Capacity (litres) | Functions | Cook Assist Functions | Special Functions | Telescopic Guides | Energy Class | Finish | FUN Number | Price |
|---|--------|-------------------|-----------|-------|-----------|--------------------------|-------------------|---------------------|--------------------------|-----------|-----------------------|-------------------|-----------------------|--------------|-----------------|--------------|-------|
| Mythos Steam Oven | | | | | | | | | | | | | | | | | |
| FMY 99 HS XS | Mythos | 595x595x543mm | | ● | | Full Touch | TFT Touch Display | ● | 73 | 19 | 60 | 15 | 1level | A+ | Stainless Steel | 116.0613.706 | £1740 |
| FMY 99 HS BK | Mythos | | | | | | | | | | | | | | Black | 116.0613.707 | £1790 |
| Mythos Pyrolytic Oven | | | | | | | | | | | | | | | | | |
| FMY 99 P XS | Mythos | 595x595x543mm | | ● | | Push-Pull Knobs | TFT Touch Display | ● | 73 | 10 | 42 | 17 | 1level | A+ | Stainless Steel | 116.0613.708 | £1112 |
| FMY 99 P BK | Mythos | | | | | | | | | | | | | | Black | 116.0613.709 | £1148 |
| FMY 98 P XS | Mythos | 595x595x543mm | | ● | | Push-Pull Knobs | LCD Display | ● | 73 | 10 | 9 | 15 | 1level | A+ | Stainless Steel | 116.0606.101 | £957 |
| FMY 98 P BK | Mythos | | | | | | | | | | | | | | Black | 116.0606.102 | £998 |
| Mythos Combi Compact Microwave | | | | | | | | | | | | | | | | | |
| FMY 45 MW XS | Mythos | 595x455x560mm | | ● | | Push-Pull Knobs | LCD Display | ● | 40 | 9 | 10 | 7 | N/A | N/A | Stainless Steel | 131.0606.105 | £1276 |
| FMY 45 MW BK | Mythos | | | | | | | | | | | | | | Black | 131.0632.660 | £1318 |
| Mythos Warming Drawer | | | | | | | | | | | | | | | | | |
| FMY 14 DRW XS | Mythos | 548/595x544x132mm | N/A | N/A | N/A | N/A | N/A | ● | 16 | 25 | N/A | N/A | N/A | N/A | Stainless Steel | 131.0611.212 | £576 |
| FMY 14 DRW BK | Mythos | | | | | | | | | | | | | | Black | 131.0640.710 | £597 |
| Maris Pyrolytic Oven | | | | | | | | | | | | | | | | | |
| FMA 97 P XS | Maris | 595x595x570mm | ● | | | Push-Pull Knobs | LED Display | ● | 71 | 11 | 2 | 0 | 1level | A+ | Stainless Steel | 116.0606.100 | £844 |
| Maris | | | | | | | | | | | | | | | | | |
| FMA 86 H XS | Maris | 595x595x570mm | ● | | | Knobs | LED Display | ● | 71 | 8 | 1 | 0 | Optional Extra 1level | A+ | Stainless Steel | 116.0606.097 | £716 |
| Maris Combi Compact Microwave | | | | | | | | | | | | | | | | | |
| FMA 45 MW XS | Maris | 595x560x455mm | | ● | | Knobs | LED Display | ● | 40 | 7 | 3 | 0 | N/A | N/A | Stainless Steel | 131.0606.104 | £1184 |
| Mythos Coffee Machine | | | | | | | | | | | | | | | | | |
| FMY 45 CM XS | Mythos | 595x456x412mm | N/A | N/A | N/A | Electronic Touch Control | Digital Display | N/A | N/A | N/A | N/A | N/A | N/A | N/A | Stainless Steel | 131.0627.473 | £2418 |
| FMY 45 CM BK | Mythos | 595x456x412mm | N/A | N/A | N/A | Electronic Touch Control | Digital Display | N/A | N/A | N/A | N/A | N/A | N/A | N/A | Black | 131.0682.091 | £2447 |
| Mythos Coffee Machine Accessory Drawer | | | | | | | | | | | | | | | | | |
| FMY CMD XS | Mythos | 595x132x544mm | N/A | N/A | N/A | N/A | N/A | N/A | N/A | N/A | N/A | N/A | N/A | N/A | Stainless Steel | 131.0691.007 | £704 |
| FMY CMD BK | Mythos | 595x132x544mm | N/A | N/A | N/A | N/A | N/A | N/A | N/A | N/A | N/A | N/A | N/A | N/A | Black | 131.0694.163 | £712 |
| Mythos Wine Cooler | | | | | | | | | | | | | | | | | |
| FMY 24 WCR XS UK | Mythos | 560/588x455x555mm | N/A | N/A | N/A | Electronic Touch Control | Digital Display | N/A | N/A | N/A | N/A | N/A | N/A | N/A | Stainless Steel | 131.0690.765 | £2367 |
| Mythos Wine Cooler Accessory Drawer | | | | | | | | | | | | | | | | | |
| FMY 14 WRCD XS | Mythos | 595x132x544mm | N/A | N/A | N/A | N/A | N/A | N/A | N/A | N/A | N/A | N/A | N/A | N/A | Stainless Steel | 131.0691.006 | £704 |

| Appliance | Family | Type | Dimensions | Gas | Electric | Heating Zones | Dual Crown | Cast Iron Grilles | Integrated Electronic Ignition | Safety Valve | Controls | User interface | Sliders | Functions | Cook Assist Functions | FlexPro Zone | Power Level | Child Lock | Finish | FUN Number | Price | | |
|--|--------|------------------------------|------------|-----|----------|---------------|------------|-------------------|--------------------------------|--------------|----------|--------------------------------------|--------------------------------------|-----------|-----------------------|--------------|----------------|----------------|-----------------|--------------------------------------|--------------|--------------|-------|
| Mythos Hobs | | | | | | | | | | | | | | | | | | | | | | | |
| FHCR 604 4G HE BK C | Mythos | Gas on Glass | 510x590mm | ● | | 4 | | ● | ● | ● | | | | | | | | | Black | 106.0374.280 | £669 | | |
| FHCR 604 4G HE XAC | | Gas on Stainless Steel | 513x593mm | | | 4 | | | | | | | | | | | | | Stainless Steel | 106.0496.075 | £1029 | | |
| FHCR 905 4G TC HE BK C | Mythos | Gas on Glass | 510x880mm | ● | | 5 | ● | ● | ● | | | | | | | | | | Black | 106.0374.288 | £875 | | |
| FHCR 905 4G HE XAC | | Gas on Stainless Steel | 513x883mm | | | 5 | | | | | | | | | | | | | Stainless Steel | 106.0496.077 | £1322 | | |
| Maris Hobs | | | | | | | | | | | | | | | | | | | | | | | |
| FHMA 604 DC MBC | Maris | Gas on Metal | 510x590mm | ● | | 4 | ● | ● | ● | | | | | | | | | | Black | 106.0670.112 | £633 | | |
| FHMA 755 4G DC MB C | | | 510x730mm | | | 5 | | | | | | | | | | | | | Black | 106.0670.113 | £736 | | |
| Mythos K-Link Matt Black Induction | | | | | | | | | | | | | | | | | | | | | | | |
| FMY 805 IF KL MB | Mythos | Electric Induction | 510x770mm | ● | 5 | | | | | | | direct touch | 4 | 2 | | | 9+ Booster | ● | Black | 108.0733.617 | £1954 | | |
| Mythos Masterpiece K-Link Induction | | | | | | | | | | | | | | | | | | | | | | | |
| FMY 805 IF KL AN | Mythos | Electric Induction | 510x770mm | ● | 5 | | | | | | | Direct touch with sliders | 4 | 2 | | | 9+ Booster | | Anthracite | 108.0735.487 | £1903 | | |
| FMY 805 IF KL CP | | | 510x770mm | | | | | | | | | | | | | | | | 5 | Direct touch buttons | Copper | 108.0735.485 | £1903 |
| FMY 805 IF KL GD | | | 510x770mm | | | | | | | | | | | | | | | | 5 | Text assisted white display | Gold | 108.0735.486 | £1903 |
| Mythos Induction | | | | | | | | | | | | | | | | | | | | | | | |
| FMY 805 IF KL BK | Mythos | Electric Induction | 510x770mm | ● | 5 | ● | | | | | | Direct touch with sliders | 4 | 2 | | | 9+ Booster | ● | Black | 108.0704.932 | £1760 | | |
| FMY 906 IFP BK | Mythos | Electric Induction | 510x860mm | ● | 6 | ● | | | | | | Text assisted white display | 1 | 19 | 63 | | 18+ Booster | ● | Black | 108.0675.431 | £1528 | | |
| FMY 658 IFP | | | 510x650mm | ● | 8 | ● | | | | | | | Text assisted white display | 1 | 19 | 63 | | 18+ Booster | ● | Black | 108.0613.587 | £1250 | |
| Maris Induction | | | | | | | | | | | | | | | | | | | | | | | |
| FMA 654 IF KL BK | Maris | Electric Induction | 650x510mm | ● | 4 | | | | | | | Direct touch | 1 | 1 | | | 9+ Booster | ● | Black | 108.0704.935 | £807 | | |
| FMA 804 IF BK | | | 770x510mm | ● | 4 | | | | | | | | Direct touch | 4 | 4 | | | 18+ Booster | ● | Black | 108.0606.112 | £628 | |



It's always been in our heritage to meet your needs.



Beautiful and made for real-life use. Steel represents our kitchen ideal.

The sheer quality of Franke products can be seen and felt. We use AISI 304 18/10 steel, which is produced in Italy and Europe: a choice that reflects our dedication to quality, one of our core priorities over the 100-plus years of our history.

Strong and robust, it maintains its brilliance over time, making it the defining feature of the living spaces in which it is installed.

Its superb technical features ensure that it is always in demand, and highly appreciated by professionals in the haute cuisine sector: furthermore, stainless steel is an extremely hygienic material, and is easy to clean and recyclable. Aesthetically pleasing and functional to use:

Customer Care and Technical Assistance

Our expert team are always on hand to service and repair your boiling water taps, waste disposal units and cooker hoods, both in or out of warranty.

Offering UK-wide coverage, our technicians can visit any location at your convenience; doing whatever is needed to get things up and running again as soon as they can.

What's more, our consumer care team can provide further After Care service, with spare parts available from our Central Services website.



Guaranteed peace of mind

We're so confident in the quality of our products, that every Franke sink is guaranteed for 50 years, while our waste disposal units are covered for 10 years – more than any other brand.

In addition, all our sinks are fully compliant with BS EN 13310 and all our manufacturing processes are ISO9001 certified.

Franke taps are guaranteed for 1 year on the finish (5 years for Stainless Steel taps) and 5 years on valve mechanisms and working parts. The guarantee on filtered and instant boiling water taps is shown on the relevant page.

Franke Appliances & Hoods are guaranteed for 2 years. The guarantee covers the cost of parts and labour in the event of a breakdown, caused by mechanical or electrical failure of the appliance.



For details on our warranties visit www.franke.com



For spare parts call **0161 436 6280** or visit central-servicesuk.co.uk



To reach our after care team call **0161 436 6280** or email ks-info.gb@franke.com

FRANKE

Franke UK LTD
MIOC, Styal Road
Manchester
M22 5WB
Phone: +44 (0)161 436 6280
Fax: +44 (0)161 436 2180
ks-info.gb@franke.com
franke.com

994.0755.832
FMPP/04/26/v1

